

cake boxes

cupcake boxes

pastry boxes

pie boxes

sheet cake boxes

utility boxes

donut boxes

donut trays

specialty boxes

holiday boxes

cake circles

cake pads

window boxes

carry out boxes

carry out barns

ChampPak™

kid's meal barn

fresh seafood barn

pizza boxes

sandwich wedge

sausage boxes

patty meat boxes

On-The-Go Carafe™

ChampWare™

food containers

drink carriers

food trays

food tray sleeves

lunch trays

custom packaging

The Complete Package



Southern Champion Tray, LP

Paperboard Packaging Specialists Since 1927

2014 - 2015 MINI CATALOG

4-5: NON-WINDOW BAKERY BOXES
White, Pink, Kraft

6-7: WINDOW BAKERY BOXES
White, Hearthstone, Kraft
CUPCAKE INSERTS

8-9: CAKE PADS AND CIRCLES
DONUT BOXES
DONUT TRAYS

10-11: SPECIALTY PACKAGING: DESIGNS FOR ALL SEASONS

12-13: CHAMPPAK™ RETRO AND CLASSIC
White, Black, Kraft, Window
CARRY OUT BARNES AND BOXES
Hearthstone, White
KID'S MEAL BARN
FRESH SEAFOOD BARN

14-15: PIZZA BOXES
White, "Gourmet Pizza," Window Pizza Clamshell
FOOD CONTAINERS
White, Red Check, Window Sandwich Wedge
SAUSAGE AND PATTY MEAT BOXES

16-17: FOOD TRAYS
Southland™ Red Check, Eco, USA Flag, White, Hearthstone
FOOD TRAY SLEEVES
LUNCH TRAYS
CHAMPWARE™

18-19: ON THE GO™ FOOD AND DRINK CARRIERS
FIBERPAC™ Lunch Box


paperboard abbreviations:

BC - bending chipboard
CC - clay coated
CCK - clay coated kraft
CCN - clay coated news
CCRK - clay coated recycled kraft
URB - uncoated recycled board
SBS - solid bleached sulfate

visit us online: www.sctray.com



*Hearthstone
Bakery Boxes - pg. 7*



*Food & Drink
Carriers - pg. 18*



ChampPak™ Retro - pg. 12



Lunch Tray - pg. 16



ChampPak™ Classic - pg. 12




Pizza Wedge - pg. 14



Autumn Design - pg. 11



On-The-Go Carafe™ - pg. 18



Hot Dog Trays - pg. 15

SUSTAINABILITY INFORMATION

Our products are made from paperboard, which is recyclable without any food contact or plastic based additives. Some of our products are compostable in municipal composting facilities.

Our goal is to encourage sustainable outcomes for our products. We are continually working to improve our products' environmental impact and educate consumers on living sustainably.

If you have any questions, please contact our Sustainability Manager: Sustainability@SCTray.com



NON-WINDOW CAKE, PASTRY & PIE BOXES - WHITE:

lock corner, 1 piece box, tuck top, CCK, poly wrapped

Item #	Size (in)	Size (cm)	Pack
0907	4 X 4 X 4	10.2 X 10.2 X 10.2	200
0908	4-1/2 X 4-1/2 X 4-1/2	11.4 X 11.4 X 11.4	200
0904	5-1/2 X 2-3/4 X 4	14 X 7 X 10.2	250
0900	5-1/2 X 4 X 3	14 X 10.2 X 7.6	250
0902	5-1/2 X 5-1/2 X 4	14 X 14 X 10.2	250
0903	6 X 4-1/2 X 2-3/4	15.2 X 11.4 X 7	250
0901	6 X 6 X 2-1/2	15.2 X 15.2 X 6.4	250
0905	6 X 6 X 3	15.2 X 15.2 X 7.6	250
0909	6 X 6 X 4	15.2 X 15.2 X 10.2	250
0911	6-1/4 X 3-3/4 X 2-1/8	15.9 X 9.5 X 5.4	250
0913	7 X 5 X 3	17.8 X 12.7 X 7.6	250
0914	7 X 6 X 2-1/4	17.8 X 15.2 X 5.7	250
0917	7 X 7 X 3	17.8 X 17.8 X 7.6	250
0921	7 X 7 X 4	17.8 X 17.8 X 10.2	250
0924	8 X 4 X 4	20.3 X 10.2 X 10.2	250
0925	8 X 5 X 3	20.3 X 12.7 X 7.6	250
0929	8 X 5-1/2 X 4	20.3 X 14 X 10.2	250
0933	8 X 8 X 2-1/2	20.3 X 20.3 X 6.4	250
0937	8 X 8 X 3	20.3 X 20.3 X 7.6	250
0941	8 X 8 X 4	20.3 X 20.3 X 10.2	250
09455	8 X 8 X 5	20.3 X 20.3 X 12.7	100
0949	9 X 5 X 4	22.9 X 12.7 X 10.2	250
0950	9 X 6 X 3	22.9 X 15.2 X 7.6	300
0953	9 X 9 X 2-1/2	22.9 X 22.9 X 6.4	250
0957	9 X 9 X 3	22.9 X 22.9 X 7.6	250
0961	9 X 9 X 4	22.9 X 22.9 X 10.2	200
0965	9 X 9 X 5	22.9 X 22.9 X 12.7	100
0966	9 X 9 X 6	22.9 X 22.9 X 15.2	100
0967	10 X 6 X 2-1/4	25.4 X 15.2 X 5.7	250
0969	10 X 10 X 2-1/2	25.4 X 25.4 X 6.4	250
0971	10 X 10 X 3	25.4 X 25.4 X 7.6	200
0973	10 X 10 X 4	25.4 X 25.4 X 10.2	100

NON-WINDOW CAKE, PASTRY & PIE BOXES - WHITE:

lock corner, 1 piece box, tuck top, CCK, poly wrapped

Item #	Size (in)	Size (cm)	Pack
0977	10 X 10 X 5-1/2	25.4 X 25.4 X 14	100
0979	10 X 10 X 6	25.4 X 25.4 X 15.2	100
0981	11 X 7-1/4 X 3	27.9 X 18.4 X 7.6	250
0980	11 X 8 X 4	27.9 X 20.3 X 10.2	100
0983	12 X 9 X 3	30.5 X 22.9 X 7.6	200
0984	12 X 12 X 2-3/4	30.5 X 30.5 X 7	100
0985	12 X 12 X 4	30.5 X 30.5 X 10.2	100
0987	12 X 12 X 5	30.5 X 30.5 X 12.7	100
0989	12 X 12 X 6	30.5 X 30.5 X 15.2	50
0991	14 X 14 X 5	35.6 X 35.6 X 12.7	50
0993	14 X 14 X 6	35.6 X 35.6 X 15.2	50
0996	16 X 6 X 2-1/2	40.6 X 15.2 X 6.4	250
0995	16 X 16 X 5	40.6 X 40.6 X 12.7	50

NON-WINDOW SHEET CAKE & UTILITY BOXES - WHITE:

lock corner, 1 piece box, tuck top, CCK, poly wrapped

Item #	Size (in)	Size (cm)	Pack
1025	14 X 10 X 4^	35.6 X 25.4 X 10.2^	100
1026	14 X 10 X 6^	35.6 X 25.4 X 15.2^	50
1001	14-1/2 X 10-1/2 X 3^	36.8 X 26.7 X 7.6^	100
1005	14-1/2 X 10-1/2 X 5^	36.8 X 26.7 X 12.7^	100
1027	15 X 11 X 5^	38.1 X 27.9 X 12.7^	100
1080	16 X 12 X 5^	40.6 X 30.5 X 12.7^	50
1013	18-1/2 X 14-1/2 X 5*	47 X 36.8 X 12.7*	50
1029	19 X 14 X 4*	48.3 X 35.6 X 10.2*	50
1035	19 X 14 X 5*	48.3 X 35.6 X 12.7*	50
1097	20 X 14-1/2 X 4*	50.8 X 36.8 X 10.2*	50
1085	20-1/2 X 14-1/2 X 5*	52.1 X 36.8 X 12.7*	50
1075	22 X 16-3/4 X 4-1/2*	55.9 X 42.6 X 11.4*	50

NON-WINDOW SHEET CAKE & UTILITY BOXES - WHITE:

lock corner, 2 piece box, full telescoping top, CCK, poly wrapped

Item #	Size (in)	Size (cm)	Pack
1065	18-3/4 X 13-1/4 X 4-3/8*	47.6 X 33.6 X 11.1*	50c
1060	25 X 17 X 4-1/2†	63.5 X 43.2 X 11.4†	25c

c = complete set, top and bottom

lock corner, 1 piece tray or 2 piece box, CCK, poly wrapped

Item #	Size (in)	Size (cm)	Pack
1090	19-1/2 X 14 X 4*	49.5 X 35.6 X 10.2*	100
1095	26 X 18-1/2 X 4†	66 X 47 X 10.2†	50
1040	26-1/2 X 18-5/8 X 3†	67.3 X 47.3 X 7.6†	50
full sheet top - fits bottom #1190			
1050	28 X 20 X 4†	71.1 X 50.8 X 10.2†	50

NON-WINDOW SHEET CAKE BOXES - TOPS & BOTTOMS:

lock corner, 1 piece tray, corrugated, bright white, grease proof, poly wrapped

Item #	Size (in)	Size (cm)	Pack
1162	14-3/8 X 10-1/16 X 5^	36.5 X 25.5 X 12.7^	100
1177	19-3/8 X 14-1/16 X 5*	49.2 X 35.7 X 12.7*	50
1190	25-7/8 X 18-1/16 X 4†	65.7 X 45.9 X 10.2†	25
full corrugated bottom - fits top #1040			
1192	26 X 18-1/16 X 5†	66.1 X 45.9 X 12.7†	25
full corrugated bottom - fits top #1040			

^ = 1/4 sheet * = 1/2 sheet † = full sheet



HAVE QUESTIONS?
 Our team of packaging experts would love to help!
 Call 1.800.468.2222 or visit www.sctray.com

NON-WINDOW BAKERY BOXES - PINK:

lock corner, 1 piece box, tuck top, BC, poly wrapped

Item #	Size (in)	Size (cm)	Pack
0807	4 X 4 X 4	10.2 X 10.2 X 10.2	200
0803	6 X 4-1/2 X 2-3/4	15.2 X 11.4 X 7	250
0813	7 X 5 X 3	17.8 X 12.7 X 7.6	250
0821	7 X 7 X 4	17.8 X 17.8 X 10.2	250
0826	8 X 5 X 3-1/2	20.3 X 12.7 X 8.9	250
0837	8 X 8 X 3	20.3 X 20.3 X 7.6	250
0841	8 X 8 X 4	20.3 X 20.3 X 10.2	250
0845	8 X 8 X 5	20.3 X 20.3 X 12.7	100
0861	9 X 9 X 4	22.9 X 22.9 X 10.2	200
0865	9 X 9 X 5	22.9 X 22.9 X 12.7	100
0871	10 X 10 X 3	25.4 X 25.4 X 7.6	200
0873	10 X 10 X 4	25.4 X 25.4 X 10.2	100
0878	10 X 10 X 5	25.4 X 25.4 X 12.7	100
0887	12 X 12 X 5	30.5 X 30.5 X 12.7	100
0891	14 X 14 X 5	35.6 X 35.6 X 12.7	50
0890	14 X 10 X 4^	35.6 X 25.4 X 10.2^	100
0892	14 X 10 X 5^	35.6 X 25.4 X 12.7^	100
0897	20 X 14-1/2 X 4*	50.8 X 36.8 X 10.2*	50

lock corner, 1 piece tray or 2 piece box, BC, poly wrapped

Item #	Size (in)	Size (cm)	Pack
0894	19-1/2 X 14 X 4*	49.5 X 35.6 X 10.2*	100
0898	26 X 18-1/2 X 4†	66 X 47 X 10.2†	50
0899	28 X 20 X 4†	71.1 X 50.8 X 10.2†	50

^ = 1/4 sheet * = 1/2 sheet † = full sheet



NON-WINDOW BAKERY BOXES - KRAFT:

lock corner, 1 piece box, tuck top, Kraft, poly wrapped

Item #	Size (in)	Size (cm)	Pack
0933K	8 X 8 X 2-1/2	20.3 X 20.3 X 6.4	250
0937K	8 X 8 X 3	20.3 X 20.3 X 7.6	250
0941K	8 X 8 X 4	20.3 X 20.3 X 10.2	250
09455K	8 X 8 X 5	20.3 X 20.3 X 12.7	100
0949K	9 X 5 X 4	22.9 X 12.7 X 10.2	250
0953K	9 X 9 X 2-1/2	22.9 X 22.9 X 6.4	250
0957K	9 X 9 X 3	22.9 X 22.9 X 7.6	250
0961K	9 X 9 X 4	22.9 X 22.9 X 10.2	200
0969K	10 X 10 X 2-1/2	25.4 X 25.4 X 6.4	250
0971K	10 X 10 X 3	25.4 X 25.4 X 7.6	200
0973K	10 X 10 X 4	25.4 X 25.4 X 10.2	100
0977K	10 X 10 X 5-1/2	25.4 X 25.4 X 14	100
1025K	14 X 10 X 4^	35.6 X 25.4 X 10.2^	100
1029K	19 X 14 X 4*	48.3 X 35.6 X 10.2*	50

lock corner, 1 piece tray or 2 piece box, Kraft, poly wrapped

Item #	Size (in)	Size (cm)	Pack
1095K	26 X 18-1/2 X 4†	66 X 47 X 10.2†	50

^ = 1/4 sheet * = 1/2 sheet † = full sheet

part of our **naturally kraft** line





WINDOW BAKERY BOXES - WHITE:

automatic, 1 piece, 4-corner beers, SBS, packed in corrugated

Item #	Size (in)	Size (cm)	Pack
24253	26-1/2 X 18-5/8 X 3†	67.3 X 47.3 X 7.6†	50
1190	25-7/8 X 18-1/16 X 4†	65.7 X 45.9 X 10.2†	25
1192	26 X 18-1/16 X 5†	66.1 X 45.9 X 12.7†	25

automatic, 1 piece, 4-corner beers, SBS, packed in corrugated

Item #	Size (in)	Size (cm)	Pack
2495	16 X 11-1/2 X 2-3/8	40.6 X 29.2 X 6	250
1275	16 X 11-1/2 X 2-3/8	40.6 X 29.2 X 6	250

automatic, 1 piece box, full top, 4-corner beers, hinged back, SBS, packed in corrugated

Item #	Size (in)	Size (cm)	Pack
24033	4-1/2 X 4-1/2 X 4-1/2	11.4 X 11.4 X 11.4	200
24023	6 X 6 X 3	15.2 X 15.2 X 7.6	200
24013	8 X 8 X 2-1/2	20.3 X 20.3 X 6.4	200
24133	9 X 9 X 2-1/2	22.9 X 22.9 X 6.4	200
24233	10 X 10 X 2-1/2	25.4 X 25.4 X 6.4	200
24243	12-1/2 X 5-1/2 X 2-1/4	31.8 X 14 X 5.7	200
24573	16 X 6-1/2 X 1-3/4	40.6 X 16.5 X 4.5	200

automatic, 1 piece box, full top, 4-corner beers, front load, SBS, packed in corrugated

Item #	Size (in)	Size (cm)	Pack
24053	8 X 8 X 4	20.3 X 20.3 X 10.2	150
24293	9 X 9 X 4	22.9 X 22.9 X 10.2	150
24263	14 X 10 X 4^	35.6 X 25.4 X 10.2^	100
24433	19 X 14 X 4*	48.3 X 35.6 X 10.2*	50

WINDOW BAKERY BOXES - WHITE:

automatic, 1 piece box, full top, 6-corner beers, SBS, packed in corrugated

Item #	Size (in)	Size (cm)	Pack
24003	8 X 5-3/4 X 2-1/2	20.3 X 14.6 X 6.4	200
24303	9 X 4 X 3-1/2	22.9 X 10.2 X 8.9	200
24313	9 X 7 X 3-1/2	22.9 X 17.8 X 8.9	200
24223	10-1/4 X 8 X 4∞	26 X 20.3 X 10.2∞	200
24343	12 X 8 X 2-1/4	30.5 X 20.3 X 5.7	200
24543	16 X 12 X 2-1/4	40.6 X 30.5 X 5.7	100
24323	18 X 4 X 3-1/2	45.7 X 10.2 X 8.9	200

lock corner, 1 piece box, tuck top, SBS, poly wrapped

Item #	Size (in)	Size (cm)	Pack
23033	4 X 4 X 4	10.2 X 10.2 X 10.2	200
23053	10 X 10 X 5	25.4 X 25.4 X 12.7	150
23073	12 X 12 X 5	30.5 X 30.5 X 12.7	100
23093	14 X 10 X 4^	35.6 X 25.4 X 10.2^	100
23103	14 X 10 X 6-1/2^	35.6 X 25.4 X 16.5^	100
23133	19 X 14 X 4*	48.3 X 35.6 X 10.2*	50
23143	19 X 14 X 6-1/2*	48.3 X 35.6 X 16.5*	50

lock corner, 1 piece box, tuck top, CCK, poly wrapped


Item #	Size (in)	Size (cm)	Pack
2350	14 X 14 X 1-3/4	35.6 X 35.6 X 4.5	100

∞ = 1/8 sheet ^ = 1/4 sheet
* = 1/2 sheet † = full sheet

CUPCAKE INSERTS:

1 piece insert, reversible, CCK, poly wrapped

Item #	Size (in)	Size (cm)	Pack
1012	3-7/8 X 3-7/8 X 7/8	9.8 X 9.8 X 2.2	200
10001	4-3/8 X 4-3/8 X 7/8	11.1 X 11.1 X 2.2	200
10002	4-3/8 X 4-3/8 X 5/8	11.1 X 11.1 X 1.6	200
10004	7-7/8 X 3-7/8 X 7/8	20 X 9.8 X 2.2	200
10005	7-7/8 X 3-7/8 X 5/8	20 X 9.8 X 1.6	200
10007	7-7/8 X 7-7/8 X 7/8	20 X 20 X 2.2	200
1010	8-7/8 X 6-7/8 X 3/4	22.5 X 17.5 X 1.9	200
10013	9-7/8 X 9-7/8 X 7/8	25.1 X 25.1 X 2.2	200
10016	13-7/8 X 9-7/8 X 7/8	35.2 X 25.1 X 2.2	200
10018	8-7/8 X 8-7/8 X 3/4	22.5 X 22.5 X 1.9	200



Standard hole diameter: 2" (1010 and 1012 ONLY)
Standard hole diameter: 2-1/2"
Jumbo hole diameter: 3-1/16"
Mini hole diameter: 1-3/4"

HAVE QUESTIONS?

Our team of packaging experts would love to help!

Call 1.800.468.2222 or visit www.sctray.com



HEARTHSTONE

WINDOW BAKERY BOXES - HEARTHSTONE:

automatic, 1 piece box, full top, 4-corner beers, hinged back, CCK, packed in corrugated

Item #	Size (in)	Size (cm)	Pack
24016	8 X 8 X 2-1/2	20.3 X 20.3 X 6.4	200
24136	9 X 9 X 2-1/2	22.9 X 22.9 X 6.4	200
24236	10 X 10 X 2-1/2	25.4 X 25.4 X 6.4	200

automatic, 1 piece box, full top, 4-corner beers, front load, CCK, packed in corrugated

Item #	Size (in)	Size (cm)	Pack
24056	8 X 8 X 4	20.3 X 20.3 X 10.2	150
24296	9 X 9 X 4	22.9 X 22.9 X 10.2	150
24216	9 X 9 X 5	22.9 X 22.9 X 12.7	150
24266	14 X 10 X 4^	35.6 X 25.4 X 10.2^	100

automatic, 1 piece box, full top, 6-corner beers, CCK, packed in corrugated

Item #	Size (in)	Size (cm)	Pack
24306	9 X 4 X 3-1/2	22.9 X 10.2 X 8.9	200
24226	10-1/4 X 8 X 4 [∞]	26 X 20.3 X 10.2 [∞]	200
24546	16 X 12 X 2-1/4	40.6 X 30.5 X 5.7	100

∞ = 1/8 sheet ^ = 1/4 sheet * = 1/2 sheet † = full sheet

lock corner, 1 piece box, tuck top, CCK, poly wrapped

Item #	Size (in)	Size (cm)	Pack
23056	10 X 10 X 5	25.4 X 25.4 X 12.7	150
23136	19 X 14 X 4*	48.3 X 35.6 X 10.2*	50

automatic, 1 piece, 4-corner beers, CCK, packed in corrugated

Item #	Size (in)	Size (cm)	Pack
24146	14-9/16 X 10-5/8 X 3^	37 X 27 X 7.6^	100
24156	19-9/16 X 14-5/8 X 3*	49.7 X 37.2 X 7.6*	50
24256	26-1/2 X 18-5/8 X 3†	67.3 X 47.3 X 7.6†	50

full sheet top (fits bottom #1190)

lock corner, 1 piece box, corrugated, bright white, grease proof, packed in corrugated

Item #	Size (in)	Size (cm)	Pack
1162	14-3/8 X 10-1/16 X 5^	36.5 X 25.5 X 12.7^	100
	fits top #24146		
1177	19-3/8 X 14-1/16 X 5*	49.2 X 35.7 X 12.7*	50
	fits top #24156		
1190	25-7/8 X 18-1/16 X 4†	65.7 X 45.9 X 10.2†	25
	fits top #24256		
1192	26 X 18-1/16 X 5†	66.0 X 45.9 X 12.7†	25
	fits top #24256		



WINDOW BAKERY BOXES - KRAFT:

automatic, 1 piece box, full top, Kraft, 4-corner beers, hinged back, packed in corrugated

Item #	Size (in)	Size (cm)	Pack
24013K	8 X 8 X 2-1/2	20.3 X 20.3 X 6.4	200
24133K	9 X 9 X 2-1/2	22.9 X 22.9 X 6.4	200
24233K	10 X 10 X 2-1/2	25.4 X 25.4 X 6.4	200


automatic, 1 piece box, full top, Kraft, 4-corner beers, front load, packed in corrugated

Item #	Size (in)	Size (cm)	Pack
24053K	8 X 8 X 4	20.3 X 20.3 X 10.2	150
24293K	9 X 9 X 4	22.9 X 22.9 X 10.2	150
24263K	14 X 10 X 4^	35.6 X 25.4 X 10.2^	100

lock corner, 1 piece box, tuck top, Kraft, poly wrapped

Item #	Size (in)	Size (cm)	Pack
23053K	10 X 10 X 5	25.4 X 25.4 X 12.7	150
23133K	19 X 14 X 4*	48.3 X 35.6 X 10.2*	50

^ = 1/4 sheet * = 1/2 sheet



CAKE PADS - BRIGHT WHITE:

corrugated for cake, grease proof, packed in corrugated

Item #	Size (in)	Size (cm)	Pack
1149	14 X 10 [^] single wall	35.6 X 25.4 [^]	100
1153	19 X 14* single wall	48.3 X 35.6*	50
1157	25-1/2 X 17-1/2† single wall	63.5 X 45.7†	50
1150	14 X 10 [^] double wall	35.6 X 25.4 [^]	100
1154	19 X 14* double wall	48.3 X 35.6*	50
1158	25-1/2 X 17-1/2† double wall	63.5 X 45.7†	50

CIRCLES - BRIGHT WHITE:

corrugated for cake and pizza, grease proof, packed in corrugated

Item #	Size (in)	Size (cm)	Pack
1103	6" single wall	15.2	500
1105	7" single wall	17.8	500
1109	8" single wall	20.3	500
1113	9" single wall	22.9	500
1117	10" single wall	25.4	250
1121	12" single wall	30.5	250
1125	14" single wall	35.6	125
1129	16" single wall	40.6	125
1133	18" single wall	45.7	125

CAKE PADS - MOTTLED WHITE:

corrugated for cake, "plain" white, packed in corrugated

Item #	Size (in)	Size (cm)	Pack
11949	14 X 10 [^] single wall	35.6 X 25.4 [^]	100
11953	19 X 14* single wall	48.3 X 35.6*	50
11957	25-1/2 X 17-1/2† single wall	63.5 X 45.7†	50

CIRCLES - MOTTLED WHITE:

corrugated for cake and pizza, "plain" white, packed in corrugated

Item #	Size (in)	Size (cm)	Pack
11903	6" single wall	15.2	500~
11905	7" single wall	17.8	500
11909	8" single wall	20.3	500~
11913	9" single wall	22.9	500
11917	10" single wall	25.4	250
11921	12" single wall	30.5	250
11925	14" single wall	35.6	125
11929	16" single wall	40.6	125

~these items also available in packs of 100

CAKE PADS - GOLD LAMINATED MYLAR:

corrugated for cake, mylar film, scalloped edge, packed in corrugated

Item #	Size (in)	Size (cm)	Pack
1647	10 X 8 [∞] single wall	25.4 X 20.3 [∞]	200
1645	14 X 10 [^] single wall	35.6 X 25.4 [^]	100
1650	19 X 14* single wall	48.3 X 35.6*	100
1655	25-1/2 X 17-1/2† single wall	63.5 X 45.7†	50
1660	14 X 10 [^] double wall	35.6 X 25.4 [^]	50
1665	19 X 14* double wall	48.3 X 35.6*	25
1670	25-1/2 X 17-1/2† double wall	63.5 X 45.7†	25

CIRCLES - GOLD LAMINATED MYLAR:

corrugated for cake, mylar film, scalloped edge, packed in corrugated

Item #	Size (in)	Size (cm)	Pack
1601	6" single wall	15.2	200
1605	8" single wall	20.3	200
1610	9" single wall	22.9	200
1615	10" single wall	25.4	200
1620	12" single wall	30.5	100
1625	14" single wall	35.6	100
1630	14" double wall	35.6	50
1635	16" double wall	40.6	50
1640	18" double wall	45.7	50

∞ = 1/8 sheet ^ = 1/4 sheet * = 1/2 sheet † = full sheet

HAVE QUESTIONS?
 Our team of packaging experts would love to help!
 Call 1.800.468.2222 or visit www.sctray.com



DONUT BOXES:

automatic, 1 piece box, full top, 6-corner beers, SBS, packed in corrugated

Item #	Size (in)	Size (cm)	Pack
1201	9-9/16 X 6-11/16 X 3	24.3 X 17 X 7.6	250
1240	10 X 6-1/4 X 3-1/2	25.4 X 15.9 X 8.9	200
1235	14 X 10 X 3-1/2	35.6 X 25.4 X 8.9	125
1237	14-1/4 X 10-3/4 X 2-1/4	36.2 X 27.3 X 5.7	125
1239	15 X 11-1/2 X 2-1/4	38.1 X 29.2 X 5.7	100

automatic, 1 piece box, full top, 6-corner beers, CCK, packed in corrugated

Item #	Size (in)	Size (cm)	Pack
1204	9 X 9 X 2-1/2	22.9 X 22.9 X 6.4	150
1209	10 X 6-1/4 X 3-1/2	25.4 X 15.9 X 8.9	200
1213	12-1/2 X 9-3/8 X 3-1/4	31.8 X 23.8 X 8.3	125
1217	14 X 10 X 3-1/2	35.6 X 25.4 X 8.9	125
1295	17 X 11 X 3	43.2 X 27.9 X 7.6	125

lock corner, 1 piece box, tuck top, CCK, poly wrapped

Item #	Size (in)	Size (cm)	Pack
1017	10 X 6 X 3-1/2	25.4 X 15.2 X 8.9	250
1015	10-3/4 X 6-3/4 X 3-5/8	27.3 X 17.1 X 9.2	250
1016	13 X 9 X 3-1/4	33 X 22.9 X 8.3	200
1030	15 X 11 X 3-1/2	38.1 X 27.9 X 8.9	100
1032	15 X 11-3/16 X 2-3/4	38.1 X 28.4 X 7	100
1024	16 X 11-1/2 X 2-1/2	40.6 X 29.2 X 6.4	100

lock corner, 1 piece box, tuck top, SBS, poly wrapped

Item #	Size (in)	Size (cm)	Pack
1018	10-3/4 X 6-3/4 X 3-5/8	27.3 X 17.1 X 9.2	250

lock corner, 1 piece tray or 2 piece box, CCK, poly wrapped

Item #	Size (in)	Size (cm)	Pack
1037	16 X 11 X 3-1/2	40.6 X 27.9 X 8.9	200



DONUT TRAYS:

automatic, 1 piece tray, CCK, packed in corrugated

Item #	Size (in)	Size (cm)	Pack
1215	13-1/2 X 9-1/2 X 3	34.3 X 24.1 X 7.6	250
1230	14 X 10 X 3	35.6 X 25.4 X 7.6	200
1255	16-3/4 X 11-5/8 X 2-3/4	42.5 X 29.5 X 7	200
1285	17 X 11 X 3	43.2 X 27.9 X 7.6	200

automatic, 1 piece tray, Kraft, packed in corrugated

Item #	Size (in)	Size (cm)	Pack
1250 #1	13-1/2 X 9 X 3	34.3 X 22.9 X 7.6	250
1270 #2	13-1/2 X 9-7/8 X 3-3/8	34.3 X 25.1 X 8.6	250
1265	16-3/4 X 11-5/8 X 2-3/4	42.5 X 29.5 X 7	150
1260 #3	17-1/4 X 11 X 2-1/2	43.8 X 27.9 X 6.4	200
1290	17 X 11 X 3	43.2 X 27.9 X 7.6	200

automatic, 1 piece tray, SBS, packed in corrugated

Item #	Size (in)	Size (cm)	Pack
1275	16 X 11-1/2 X 2-3/8	40.6 X 29.2 X 6	250

fits window top #2495

lock corner, 1 piece tray or 2 piece box, CCK, poly wrapped

Item #	Size (in)	Size (cm)	Pack
2005	12 X 10 X 2	30.5 X 25.4 X 5.1	200
1020	13 X 9 X 3	33 X 22.9 X 7.6	200
1021	14 X 10 X 3	35.6 X 25.4 X 7.6	250
2013	15 X 11 X 2	38.1 X 27.9 X 5.1	200
1037	16 X 11 X 3-1/2	40.6 X 27.9 X 8.9	200
2021	17 X 11 X 2-1/2	43.2 X 27.9 X 6.4	200
1045	17 X 11 X 3-1/2	43.2 X 27.9 X 8.9	200
1019	18 X 13 X 3-1/2	45.7 X 33 X 8.9	100
2029	19 X 12 X 3	48.3 X 30.5 X 7.6	200
2037	23 X 12 X 3	58.4 X 30.5 X 7.6	100
2049	24 X 14 X 4	61 X 35.6 X 10.2	100





{ **DESIGNS** *for all seasons* }



ROSCA DE REYES:

lock corner, 1 piece box, tuck top, CCK, poly wrapped

Item #	Size (in)	Size (cm)	Pack
2370	14 X 10 X 3-1/8	35.6 X 25.4 X 7.9	50
2371	19 X 14 X 3-1/8	48.3 X 35.6 X 7.9	50
2373	21-1/4 X 13-3/8 X 3-1/8	54 X 34 X 7.9	50

lock corner, 2 piece box, full telescoping top, CCK, poly wrapped

Item #	Size (in)	Size (cm)	Pack
2372	25-7/8 X 18-1/16 X 3-1/8	65.7 X 46 X 7.9	25

order cut-off: November 25, 2014 | order cut-off: November 24, 2015



BUNNY BOX:

snap lock (1,2,3), tuck ends, 2 panels, SBS, packed in corrugated

Item #	Size (in)	Size (cm)	Pack
2491	7-1/2 X 5 X 10	19.1 X 12.7 X 25.4	100

LAMB BOX:

locking, sealed end, SBS, packed in corrugated

Item #	Size (in)	Size (cm)	Pack
2493	8 X 5-3/8 X 12-13/32	20.3 X 13.7 X 31.5	100

order cut-off: March 11, 2014 | order cut-off: February 17, 2015




MARDI GRAS KING CAKE:

automatic, 1 piece box, CCK, packed in corrugated

Item #	Size (in)	Size (cm)	Pack
2486	10 X 10 X 2-1/2	25.4 X 25.4 X 6.4	100
2487	14 X 10 X 3	35.6 X 25.4 X 7.6	100
2488	19 X 14 X 3-1/2	48.3 X 35.6 X 8.9	50

order cut-off: January 21, 2014 | order cut-off: January 6, 2015



FLAG DESIGN:

automatic, 1 piece box, hinged back, Kraft, packed in corrugated

Item #	Size (in)	Size (cm)	Pack
2480	8 X 8 X 2-1/2	20.3 X 20.3 X 6.4	150
2482	9 X 9 X 2-1/2	22.9 X 22.9 X 6.4	150
2484	10 X 10 X 2-1/2	25.4 X 25.4 X 6.4	150

available year round



AUTUMN DESIGN:

automatic, 1 piece box, hinged back, Kraft, packed in corrugated

Item #	Size (in)	Size (cm)	Pack
2462	9 X 9 X 2-1/2	22.9 X 22.9 X 6.4	150
2464	10 X 10 X 2-1/2	25.4 X 25.4 X 6.4	150

order cut-off: October 14, 2014 | order cut-off: October 13, 2015



WINTER WONDERLAND:

automatic, 1 piece box, SBS, packed in corrugated

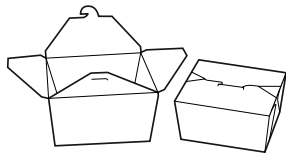
Item #	Size (in)	Size (cm)	Pack
2494	8 X 5-3/4 X 2-1/2	20.3 X 14.6 X 6.4	150
2496	9 X 9 X 2-1/2	22.9 X 22.9 X 6.4	150
2497	10 X 10 X 2-1/2	25.4 X 25.4 X 6.4	150

order cut-off: November 11, 2014 | order cut-off: November 10, 2015

CHAMP Pak™



RETRO



ChampPak™ RETRO - KRAFT:

four flaps w/tab lock, nested, poly coated inside, Kraft, packed in corrugated

Item #	Size (in)	Size (cm)	Pack
0761 #1	4-3/8 X 3-1/2 X 2-1/2	11.1 X 8.9 X 6.4	9 x 50 = 450
0762 #2	7-3/4 X 5-1/2 X 1-7/8	19.7 X 14 X 4.8	4 x 50 = 200
0763 #3	7-3/4 X 5-1/2 X 2-1/2	19.7 X 14 X 6.4	4 x 50 = 200
0764 #4	7-3/4 X 5-1/2 X 3-1/2	19.7 X 14 X 8.9	4 x 40 = 160
0768 #8	6 X 4-3/4 X 2-1/2	15.2 X 12.1 X 6.4	6 x 50 = 300

ChampPak™ RETRO - WHITE:

four flaps w/tab lock, nested, poly coated inside, SBS, packed in corrugated

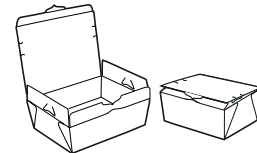
Item #	Size (in)	Size (cm)	Pack
0771 #1	4-3/8 X 3-1/2 X 2-1/2	11.1 X 8.9 X 6.4	9 x 50 = 450
0772 #2	7-3/4 X 5-1/2 X 1-7/8	19.7 X 14 X 4.8	4 x 50 = 200
0773 #3	7-3/4 X 5-1/2 X 2-1/2	19.7 X 14 X 6.4	4 x 50 = 200
0774 #4	7-3/4 X 5-1/2 X 3-1/2	19.7 X 14 X 8.9	4 x 40 = 160
0778 #8	6 X 4-3/4 X 2-1/2	15.2 X 12.1 X 6.4	6 x 50 = 300

ChampPak™ RETRO - BLACK:

four flaps w/tab lock, nested, poly coated inside, SBS, packed in corrugated

Item #	Size (in)	Size (cm)	Pack
0781 #1	4-3/8 X 3-1/2 X 2-1/2	11.1 X 8.9 X 6.4	9 x 50 = 450
0782 #2	7-3/4 X 5-1/2 X 1-7/8	19.7 X 14 X 4.8	4 x 50 = 200
0783 #3	7-3/4 X 5-1/2 X 2-1/2	19.7 X 14 X 6.4	4 x 50 = 200
0784 #4	7-3/4 X 5-1/2 X 3-1/2	19.7 X 14 X 8.9	4 x 40 = 160
0788 #8	6 X 4-3/4 X 2-1/2	15.2 X 12.1 X 6.4	6 x 50 = 300

Classic



ChampPak™ CLASSIC - KRAFT:

tuck top w/locks, nested, poly coated inside, Kraft, packed in corrugated

Item #	Size (in)	Size (cm)	Pack
0731 #1	4-3/8 X 3-1/2 X 2-1/2	11.1 X 8.9 X 6.4	9 x 50 = 450
0732 #2	7-3/4 X 5-1/2 X 1-7/8	19.7 X 14 X 4.8	4 x 50 = 200
0733 #3	7-3/4 X 5-1/2 X 2-1/2	19.7 X 14 X 6.4	4 x 50 = 200
0734 #4	7-3/4 X 5-1/2 X 3-1/2	19.7 X 14 X 8.9	4 x 40 = 160
0738 #8	6 X 4-3/4 X 2-1/2	15.2 X 12.1 X 6.4	6 x 50 = 300

ChampPak™ CLASSIC - WHITE:

tuck top w/locks, nested, poly coated inside, SBS, packed in corrugated

Item #	Size (in)	Size (cm)	Pack
0741 #1	4-3/8 X 3-1/2 X 2-1/2	11.1 X 8.9 X 6.4	9 x 50 = 450
0742 #2	7-3/4 X 5-1/2 X 1-7/8	19.7 X 14 X 4.8	4 x 50 = 200
0743 #3	7-3/4 X 5-1/2 X 2-1/2	19.7 X 14 X 6.4	4 x 50 = 200
0744 #4	7-3/4 X 5-1/2 X 3-1/2	19.7 X 14 X 8.9	4 x 40 = 160
0748 #8	6 X 4-3/4 X 2-1/2	15.2 X 12.1 X 6.4	6 x 50 = 300

ChampPak™ CLASSIC - BLACK:

tuck top w/locks, nested, poly coated inside, SBS, packed in corrugated

Item #	Size (in)	Size (cm)	Pack
0751 #1	4-3/8 X 3-1/2 X 2-1/2	11.1 X 8.9 X 6.4	9 x 50 = 450
0752 #2	7-3/4 X 5-1/2 X 1-7/8	19.7 X 14 X 4.8	4 x 50 = 200
0753 #3	7-3/4 X 5-1/2 X 2-1/2	19.7 X 14 X 6.4	4 x 50 = 200
0754 #4	7-3/4 X 5-1/2 X 3-1/2	19.7 X 14 X 8.9	4 x 40 = 160
0758 #8	6 X 4-3/4 X 2-1/2	15.2 X 12.1 X 6.4	6 x 50 = 300

ChampPak™ CLASSIC WITH WINDOW - KRAFT:

tuck top w/locks, nested, poly coated inside, Kraft, packed in corrugated

Item #	Size (in)	Size (cm)	Pack
07320 #2	7-3/4 X 5-1/2 X 1-7/8	19.7 X 14 X 4.8	4 x 50 = 200



HAVE QUESTIONS?
 Our team of packaging experts would love to help!
 Call 1.800.468.2222 or visit www.sctray.com



CARRY OUT BARN & BOXES - HEARTHSTONE:

automatic, 1 piece box, himes, CCK, packed in corrugated

Item #	Size (in)	Size (cm)	Pack
27176	7 X 4-1/2 X 2-3/4 -T	17.8 X 11.4 X 7 -T	500
27186	7 X 4-1/2 X 2-3/4 -F	17.8 X 11.4 X 7 -F	500
27296	8-7/8 X 4-7/8 X 3-1/16 -T	22.5 X 12.4 X 7.8 -T	250
27306	8-7/8 X 4-7/8 X 3-1/16 -F	22.5 X 12.4 X 7.8 -F	400
27576	9 X 5 X 4 -T	22.9 X 12.7 X 10.2 -T	250
27016 5 lb.	8-7/8 X 5 X 3-1/2	22.5 X 12.7 X 8.9	250
27076	9-1/2 X 5 X 5	24.1 X 12.7 X 12.7	125
27096 10 lb.	8-7/8 X 5 X 6-3/4	22.5 X 12.7 X 17.1	150
27156	9-1/16 X 7-1/16 X 5	23 X 17.9 X 12.7	125


T = tuck top F = fast top

CARRY OUT BARN & BOXES - WHITE:

automatic, 1 piece box, himes, SBS, packed in corrugated

Item #	Size (in)	Size (cm)	Pack
2717	7 X 4-1/2 X 2-3/4 -T	17.8 X 11.4 X 7 -T	500
2718	7 X 4-1/2 X 2-3/4 -F	17.8 X 11.4 X 7 -F	500
2729	8-7/8 X 4-7/8 X 3-1/16 -T	22.5 X 12.4 X 7.8 -T	250
2730	8-7/8 X 4-7/8 X 3-1/16 -F	22.5 X 12.4 X 7.8 -F	400
2757	9 X 5 X 4 -T	22.9 X 12.7 X 10.2 -T	250
2701 5 lb.	8-7/8 X 5 X 3-1/2	22.5 X 12.7 X 8.9	250
2707	9-1/2 X 5 X 5	24.1 X 12.7 X 12.7	125
2709 10 lb.	8-7/8 X 5 X 6-3/4	22.5 X 12.7 X 17.1	150
2715	9-1/16 X 7-1/16 X 5	23 X 17.9 X 12.7	125

T = tuck top F = fast top



KID'S MEAL BARN:
 automatic, 1 piece box, CCN, packed in corrugated, crayons and coloring sheet included

Item #	Size (in)	Size (cm)	Pack
2792	6-7/16 X 4 X 3-3/4	16.4 X 10.2 X 9.5	96



FRESH SEAFOOD BARN:
 automatic, 1 piece box, CCK, packed in corrugated

Item #	Size (in)	Size (cm)	Pack
2705	10-1/2 X 6 X 5	26.7 X 15.2 X 12.7	125



PIZZA WEDGE:

flat tray, fold-up sides, SBS, packed in corrugated

Item #	Size (in)	Size (cm)
1480	7-3/4 X 8-7/16	19.7 X 21.4

WINDOW PIZZA CLAMSHELL:

window, nested, Kraft, packed in corrugated

Item #	Size (in)	Size (cm)
0726	6-1/2 X 6-1/2 X 1-3/4	16.5 X 16.5 X 4.4

PIZZA CLAMSHELL - WHITE & "GOURMET PIZZA":

fold-over locking lid, SBS, nested, packed in corrugated

Item #	Item #	Size (in)	Size (cm)	Pack
0719	07196	9-1/4 X 9 X 1-11/16	23.5 X 22.9 X 29.7	4 x 100 = 400

PIZZA BOXES - WHITE & "GOURMET PIZZA":

lock corner, 1 piece box, CCK, poly wrapped

WHITE		GOURMET		Pack
Item #	Item #	Size (in)	Size (cm)	
1401	N/A	8 X 8 X 1-1/2	20.3 X 20.3 X 3.8	100
1405	N/A	9 X 9 X 1-1/2	22.9 X 22.9 X 3.8	100
1409	14096	10 X 10 X 1-1/2	25.4 X 25.4 X 3.8	100
1460	14606	12 X 12 X 1-7/8	30.5 X 30.5 X 4.8	100
1465	14656	14 X 14 X 1-7/8	35.6 X 35.6 X 4.8	100
1450	14506	16 X 16 X 1-7/8	40.6 X 40.6 X 4.8	100
1470	N/A	18 X 18 X 1-7/8	45.7 X 45.7 X 4.8	50



0715 - Specialty Sandwich

0705 - Hamburger Clamshell



24103 - Sandwich Wedge



0711

0711 - Footlong Hot Dog Tray
(torn at perforation)



0723 - French Fry Scoop



0710 - Hoagie Tray (lock corner)




07091 - Red Check
Hot Dog Tray



0717 - Hot Dog Clamshell



0709 - White
Hot Dog Tray



0728 - Catering Box



0713 - Hot Dog Clamshell

FOOD CONTAINERS - WHITE:

food carry out, 1 piece, SBS, packed in corrugated

Item #	Size (in)	Size (cm)	Pack
0705	4-3/8 X 4-3/8 X 3-3/8	11.1 X 11.1 X 8.6	4 x 125 = 500
0709	7 X 2-3/4 X 1-1/2	17.8 X 7 X 3.8	4 x 250 = 1000
0711	10-1/4 X 1-1/2 X 1-1/4	26 X 3.8 X 3.2	5 x 100 = 500
0713	6-1/8 X 2-1/8 X 2-1/4	15.5 X 5.4 X 5.7	4 x 125 = 500
0715	7 X 3 X 2-5/8	17.8 X 7.6 X 6.7	2 x 250 = 500
0717	11-13/32 X 2-3/8 X 2-1/4	29 X 6 X 5.7	4 x 100 = 400
0723	3 X 1-15/16 X 4-1/4	7.6 X 4.9 X 10.8	10 x 100 = 1000
0728	13-13/32 X 6-5/16 X 3	34 X 16 X 7.6	75

lock corner, food carry out, 1 piece, SBS, packed in corrugated

Item #	Size (in)	Size (cm)	Pack
0710	8 X 2-3/4 X 1-5/8	20.3 X 7 X 4.1	10 x 100 = 1000

FOOD CONTAINERS - RED CHECK:

food carry out, 1 piece, SBS, packed in corrugated

Item #	Size (in)	Size (cm)	Pack
07091	7 X 2-3/4 X 1-1/2	17.8 X 7 X 3.8	4 x 250 = 1000

WINDOW SANDWICH WEDGE:

automatic, poly coated inside, Kraft, packed in corrugated

Item #	Size (in)	Size (cm)	Pack
24103	6-13/16 X 4-13/16 X 2-15/16	17.3 X 12.2 X 7.5	300

HAVE QUESTIONS?
Our team of packaging experts would love to help!
 Call 1.800.468.2222 or visit www.sctray.com



SAUSAGE BOXES:

lock corner, 2 piece box, full telescoping top, CCK, poly wrapped

Item #	Size (in)	Size (cm)	Pack
1701	12-1/8 X 7-1/8 X 2-7/16 (5 lb.)	30.8 X 18.1 X 6.2	100c
1709	12-1/4 X 7-7/8 X 3-15/16 (10 lb.)	31.1 X 19.7 X 10.2	100c

c = complete set, top and bottom

automatic, 2 piece box, full telescoping top, CCK,

Item #	Size (in)	Size (cm)	Pack
1713	12-1/8 X 7-7/8 X 4 (10 lb.)	30.8 X 19.7 X 10.2	125c


c = complete set, top and bottom

PATTY MEAT BOXES:


automatic, 1 piece box, tuck top, CCK, packed in corrugated

Item #	Size (in)	Size (cm)	Pack
2745	10 X 5 X 5-3/8 (5 lb.)	25.4 X 12.7 X 13.7	200
2749	11 X 5 X 5-1/2 (6 lb.)	27.9 X 12.7 X 14	200






0401
0405
0409
0413
0417
0421
0425
0429




0501
0505
0509
0513
0517
0521
0525
0529




0530
0531
0532
0533
0534
0535
0536
0537

FOOD TRAYS - SOUTHLAND™ RED CHECK, ECO, USA FLAG, WHITE, HEARTHSTONE:
1 piece tray, nested, packed in corrugated


Item #	Item #	Item #	Item #	Item #	Item #	Size	Pack
0401	0501	0530	0550	0560	#25	(1/4 lb.)	4 x 250 = 1000
0405	0505	0531	0551	0561	#40	(6 oz.)	4 x 250 = 1000
0409	0509	0532	0552	0562	#50	(1/2 lb.)	4 x 250 = 1000
0413	0513	0533	0553	0563	#100	(1 lb.)	4 x 250 = 1000
0417	0517	0534	0554	0564	#200	(2 lb.)	4 x 250 = 1000
0421	0521	0535	0555	0565	#250	(2-1/2 lb.)	2 x 250 = 500
0425	0525	0536	0556	0566	#300	(3 lb.)	2 x 250 = 500
0429	0529	0537	0557	0567	#500	(5 lb.)	2 x 250 = 500
0433	NA	NA	NA	NA	#1000	(10 lb.)	2 x 125 = 250




RED CHECK - SBS




ECO - KRAFT



USA FLAG - SBS




WHITE - SBS




HEARTHSTONE - CC

NEW!



0550
0551
0552
0553
0554
0555
0556
0557



0560
0561
0562
0563
0564
0565
0566
0567

HEARTHSTONE






070500
070300

FOOD TRAY SLEEVES:
1 piece, CCK, packed in corrugated

Item #	Size	Pack
070300	sleeve for #300 food trays	250
070500	sleeve for #500 food trays	250



0598
0590

LUNCH TRAYS:
1 piece tray, nested, Kraft, packed in corrugated

Item #	Size (in)	Size (cm)	Pack
0598	8 X 5 X 2	20.3 X 12.7 X 5.1	500

1 piece tray, nested, Kraft, packed in corrugated

Item #	Size (in)	Size (cm)	Pack
0590	10-1/2 X 7-1/2 X 1-1/2	26.7 X 19.1 X 3.8	250



HAVE QUESTIONS?

Our team of packaging experts would love to help!

Call 1.800.468.2222 or visit www.sctray.com

CHAMPWare™



ChampWare™ - MOLDED FIBER TABLEWARE:

1 piece, plates & trays, nested, white molded fiber, packed in corrugated

Item #	Size	Pack
18110	6" (15.2 cm) Heavy Weight Pulp Plate	8 x 125 = 1000
18120	7" (17.8 cm) Heavy Weight Pulp Plate	8 x 125 = 1000
18140	9" (22.9 cm) Heavy Weight Pulp Plate	4 x 125 = 500
18143	9" (22.9 cm) 3-Section Heavy Wt Pulp Plate	4 x 125 = 500
18160	10" (25.4 cm) Heavy Weight Pulp Plate	4 x 125 = 500
18163	10" (25.4 cm) 3-Section Heavy Wt Pulp Plate	4 x 125 = 500
18530	10-1/4" X 7-3/4" (26 X 19.7 cm) Heavy Wt Pulp Platter	4 x 125 = 500
18560	12-1/2" X 10" (31.8 X 25.4 cm) Heavy Wt Pulp Platter	4 x 125 = 500
18750	12 oz. Heavy Wt Pulp Bowl	8 x 125 = 1000

ChampWare™ - MOLDED FIBER TABLEWARE:


1 piece, clamshells, nested, white molded fiber, packed in corrugated

Item #	Size	Pack
18905	6" X 6" (15.2 X 15.2 cm) Molded Fiber Clamshell	4 x 125 = 500
18925	8" X 8" (20.3 X 20.3 cm) Molded Fiber Clamshell	2 x 100 = 200
18942	8" X 8" (20.3 X 20.3 cm) Low Profile Clamshell	2 x 100 = 200
18930	8" X 8" (20.3 X 20.3 cm) 3-Section Molded Fiber Clamshell	2 x 100 = 200
18944	8" X 8" (20.3 X 20.3 cm) 3-Section Low Profile Clamshell	2 x 100 = 200
18946	9" X 6" (22.9 X 15.2 cm) Clamshell	2 x 125 = 250
18948	9" X 6" (22.9 X 15.2 cm) 2-Section Clamshell	2 x 125 = 250
18935	9" X 9" (22.9 X 22.9 cm) Molded Fiber Clamshell	2 x 100 = 200
18940	9" X 9" (22.9 X 22.9 cm) 3-Section Molded Fiber Clamshell	2 x 100 = 200

ChampWare™ - SQUARE PLATES:

one piece, plates, nested, white molded fiber, packed in corrugated

Item #	Size	Pack
18620	6" X 6" (15.2 X 15.2 cm) Square Plate	4 x 125 = 500
18630	8" X 8" (20.3 X 20.3 cm) Square Plate	4 x 125 = 500
18640	10" X 10" (25.4 X 25.4 cm) Square Plate	4 x 125 = 500
18650	10" X 5" (25.4 X 12.7 X 1.5 cm) Rectangle Plate	4 x 125 = 500



ON:THE:GO™

Food and Drink Carriers



HAVE QUESTIONS?

Our team of packaging experts would love to help!

Call 1.800.468.2222 or visit www.sctray.com



NEW!



plastic containers shown not included



FAST LOCK DRINK CARRIER:

1 piece, Kraft, packed in corrugated

Item #	Description	Size (in)	Size (cm)	Pack
0115	4-Cup Drink Carrier, 6-32oz	8-3/8 X 8-3/8 X 1-3/4	21.3 X 21.3 X 4.5	300

4-CORNER POP UP FOOD AND DRINK TRAY:

1 piece, Kraft, packed in corrugated

Item #	Description	Size (in)	Size (cm)	Pack
0122	4-Corner Tray	8-5/8 X 5-1/2 X 2-1/4	21.9 X 14 X 5.7	500
0120	4-Cup Food & Drink	10 X 6-1/2 X 2-1/2	25.4 X 16.5 X 6.4	250
0121	Stadium Tray	10-1/2 X 10-1/2 X 3-11/16	26.7 X 26.7 X 9.4	200

AUTOMATIC DRINK CARRIER WITH HANDLE:

1 piece, Kraft, packed in corrugated

Item #	Description	Size (in)	Size (cm)	Pack
2797**	4-Cup Drink Carrier, up to 24oz	6-1/2 X 6-1/4 X 9	16.5 X 15.9 X 22.9	250
2788**	4-Cup Drink Carrier, up to 32oz	7-1/4 X 7 X 9-1/4	18.4 X 17.8 X 23.5	250
2795*	2-Cup Drink Carrier, up to 24oz	7-5/8 X 3-3/4 X 8-7/8	19.4 X 9.5 X 22.5	250

*Convertible feature: insert hooks and slots of two drink carriers into each other. Interlock the tabs at the top of each handle next to the finger holes. This will form a 4-cup carrier.
 **Add-A-Bag feature: unique to items 2797 and 2788. Tear perforated cup separator at outside edge. Separator will fold back, leaving an open space for a 6# bag into item 2797 and an 8# bag into item 2788.

MOLDED FIBER DRINK CARRIER:

1 piece, molded fiber, packed in corrugated

Item #	Description	Pack
18950	4-Cup Drink Carrier, 8-32oz	4 x 75 = 300
18960	4-Cup Drink Carrier, 12-44oz	4 x 75 = 300

ON-THE-GO CARAFE:

Corrugated outer shell and inner #2 plastic inner carton pre-assembled, Corrugated, packed in corrugated

Item #	Description	Size (in)	Size (cm)	Pack
0196	Bulk Beverage Carrier, up to 96oz	5-3/4 X 5-3/4 X 11-1/2	14.6 X 14.6 X 29.2	16

DOUBLE CHICKEN CARRIER:

1 piece, Kraft, packed in corrugated

Item #	Description	Size (in)	Size (cm)	Pack
2765	Double Rotisserie Chicken Carrier	9-3/4 X 7-5/8 X 9-9/16	24.8 X 19.4 X 24.3	100



FiberPac™



2449

WINDOW LUNCH BOX:

automatic, one piece, full top, 6-corner beers, URB, packed in corrugated

Item #	Description	Size (in)	Size (cm)	Pack
2449	Window Lunch Box	9-1/4 X 7-3/8 X 3-1/8	23.5 X 18.7 X 7.9	200





Southern Champion Tray, LP

220 Compress Street Chattanooga, TN 37405
Toll Free: 1-800-468-2222 / Local: 423-756-5121 / Fax: 423-756-0223
Email: sales@sctray.com / www.sctray.com

