

Durable Packaging International

FOOD SERVICE CATALOG

ALUMINUM FOIL CONTAINERS | ROLL FOIL | INTERFOLDED FOIL SHEETS | CLEAR HINGED CONTAINERS
INTERFOLDED TISSUE & SHEETS | DRY WAX FLAT SHEETS | BAKING PAN LINERS | FOIL LAMINATED SHEETS
PATTY PAPER | WET WAX ROLLS | FREEZER PAPER | BUTCHER PAPER | STEAK PAPER



Durable Packaging International



EXCELLENCE IN FOOD SERVICE PACKAGING

COMPANY PROFILE - Durable Packaging has been a prime manufacturer of various metal containers since 1944. We are a privately owned family business and have operated that way since inception. Currently, we employ over 1,000 people and occupy over 900,000 square feet in the Chicagoland area. Furthering our commitment to become a leader in the food service industry, we are continually adding new foil containers and recently introduced a complete line of wet and dry wax paper products for the food-service industry. Items such as deli paper, bakery tissue, stock and custom-printed sandwich wraps are all being manufactured at our Wheeling facility.

QUALITY PRODUCTS - Durable Packaging will never compromise the quality of our products. We employ a comprehensive team of manufacturing engineers. Our staff has the knowledge and experience necessary to build and maintain the most technologically advanced equipment. Quality Control teams have been integrated into our entire manufacturing and packaging process to ensure for 100% customer satisfaction.

COMPETITIVE PRICING - Durable Packaging has always offered a financial value to our customers. We implement superior production processes in order to optimize manufacturing effectiveness. We continue to upgrade machinery and automate with advancing technology, making us more efficient, thereby reducing our costs. The end result means savings to you.

OUTSTANDING SERVICE - Our entire staff is trained in all facets of customer service to help solve your most difficult problems. Whether it's a special case pack, private label, or same day shipping, we will satisfy you, the customer.


***Thank you for your patronage throughout the years.
We look forward to strengthening our current
relationships and also developing new contacts in
the food service and packaging industry.***

- WET & DRY WAX PAPER PRODUCTS
- FOIL CONTAINERS AND TRAYS
- FOIL ROLLS
- FOIL POP UP SHEETS
- RETAIL PACKAGING
- CASH AND CARRY PACKAGING
- P.V.C. FILM
- THERMOFORMED PLASTIC DOME LIDS
- DURALOCK CLEAR HINGED LID CONTAINERS


TABLE OF CONTENTS



FOIL ROLLS, INTERFOLDED & LAMINATED FOIL SHEETS....2-3



FOODSERVICE FILM4




DURALOCK CLEAR HINGED LID CONTAINERS5




ROASTERS & ROASTER COVERS6-7



CASH & CARRY CLUB PACKS.....6-7



STEAM TABLES & LIDS.....8-9



ROUND CLOSEABLE CONTAINERS-H.V.E 10



OBLONG CLOSEABLE CONTAINERS-I.V.C. 11



TAKE-OUT COMBO PACKS 12



SCHOOL FEEDING CONTAINERS..... 13



ROUNDS-FULL CURL..... 14



PIES-FULL CURL 14



OBLONGS & SQUARES-FULL CURL..... 15



SHEET CAKES 16



LOAF PANS..... 16



BURNER & OVEN LINERS 17



HANDLE CONTAINERS 17



TRAYS & TRAY COVERS 18



BOARD LIDS & DOME LIDS 19







SPECIALTY CONTAINERS.....20



BLACK DIAMOND & SILVER SERIES CONTAINERS.....IBC

RIM STYLES



DURABLE PACKAGING FOIL ROLLS

Durable Item #	Size	Style	Rolls Per Pallet	Weight Per Roll (Lbs.)	Cube Per Roll	Item UPC 0-74729
61205	12" x 500'	Standard	182	5.0	0.16	61205-9
61210	12" x 1000'	Standard	182	9.5	0.16	61210-3
91205	12" x 500'	Heavy Duty	182	7.0	0.16	91205-0
61510	15" x 1000'	Standard	120	12.2	0.22	61510-4

SAFETY CUTTER ROLLS

61805SE	18" x 500'	Standard	120	7.5	0.22	61805-1
91805SE	18" x 500'	Heavy Duty	120	10.3	0.22	91805-2
61805	18" x 500'	Standard	160	7.5	0.22	61805-1
61810	18" x 1000'	Standard	100	14.1	0.22	61810-5
91805	18" x 500'	Heavy Duty	160	10.3	0.22	91805-2
91810	18" x 1000'	Heavy Duty	64	20.1	0.33	91810-6
92405	24" x 500'	Heavy Duty	60	15.1	0.43	92405-3
92410	24" x 1000'	Heavy Duty	48	26.7	0.43	92410-7
151805	18" x 500'	Extra Heavy Duty	100	13.0	0.29	15185-5
152405	24" x 500'	Extra Heavy Duty	60	21.0	0.38	15245-6

PREMIER FOIL ROLLS – ECONOMY WRAP

Durable Item #	Size	Style	Rolls Per Pallet	Weight Per Roll	Cube Per Roll	Item UPC 0-74729
51205	12" x 500'	Standard	182	3.1	0.13	51205-2
51210	12" x 1000'	Standard	182	8.4	0.16	51210-6
51805	18" x 500'	Standard	160	6.7	0.22	51805-4
51810	18" x 1000'	Standard	100	12.5	0.22	51810-8
81805	18" x 500'	Heavy Duty	160	9.3	0.22	81805-5
81810	18" x 1000'	Heavy Duty	64	18.1	0.33	81810-9

RETAIL FOIL ROLLS

Durable Item #	Size	Style	Rolls Per Case	Cases Per Pallet	Case Cube	Case Lbs.	Item UPC 0-74729
92025-35	12" x 25'	Standard	35	119	0.74	10.6	92025-3
92050-35	12" x 50'	Heavy Duty	35	96	0.74	25.5	92050-5
92075-35	12" x 75'	Standard	35	80	0.74	26.0	92075-8
92200	12" x 200'	Standard	12	80	0.61	25.0	92200-4
98375	18" x 37-1/2'	Heavy Duty	24	60	1.25	17.0	98375-3
98775HD	18" x 50'	Heavy Duty	12	132	0.45	13.0	98775-1

INTERFOLDED FOIL SHEETS

Durable Item #	Size Width x length	Sheets Per Carton	Cartons Per Case	Cases Per Pallet	Case Lbs.	Case Cube	Item UPC 0-74729
81050	8" x 10-3/4"	500	6	60	14.7	0.85	81050-9
91020	9" x 10-3/4"	200	12	50	13.0	1.04	91020-9
91020G	9" x 10-3/4" Gold	200	12	50	13.0	1.04	91029-2
91050	9" x 10-3/4"	500	6	60	15.0	0.85	91050-6
91050RED	9" x 10-3/4" Red Cross Hatch	500	6	60	15.0	0.85	91051-6
91050BLU	9" x 10-3/4" Blue Cross Hatch	500	6	60	15.0	0.85	91052-0
91050GRN	9" x 10-3/4" Green Cross Hatch	500	6	60	15.0	0.85	91053-7
12101	12" x 10-3/4" (Premier)	200	12	40	16.0	1.30	12101-8
12102	12" x 10-3/4"	200	12	40	22.0	1.36	12102-5
12104	12" x 10-3/4" (Premier)	500	6	40	21.0	0.89	12104-9
12105	12" x 10-3/4"	500	6	40	28.0	0.89	12105-6

FOIL LAMINATED SHEETS

Durable Item #	Size	Description	Pack	Case Cube	Case Lbs.	Cases Per Pallet
----------------	------	-------------	------	-----------	-----------	------------------

FLAT PACK SHEETS

1310FLS	13" x 10-1/2"	Plain	5/500	0.56	26	50
1410FLS	14" x 10-1/2"	Plain	5/500	0.60	28	50
1410CB	14" x 10-1/2"	Cheeseburger	5/500	0.60	28	50
1410HB	14" x 10-1/2"	Hamburger	5/500	0.60	28	50
1212FLS	12" x 12"	Plain	5/500	0.59	23	50
1416FLS	14" x 16"	Plain	2/500	0.41	16	78
1310GOLD	13" x 10-1/2"	Gold	5/500	0.43	22	60
1310RED	13" x 10-1/2"	Red	5/500	0.43	23	60
1310BLUE	13" x 10-1/2"	Blue	5/500	0.43	21	60
1310GREEN	13" x 10-1/2"	Green	5/500	0.43	21	60



Durable Packaging Foil Rolls



Premier Foil Rolls



Retail Foil Rolls



Interfolded Foil Sheets



Premier Foil Sheets

FOODSERVICE FILM CUTTER BOX DISPENSERS

Durable Item #	Size	Rolls Per Pallet	Weight Per Roll (Lbs.)	Cube Per Roll	Item UPC 0-74729-
PVC1210	12" x 1000'	168	3.5	0.13	71210-0
PVC1220	12" x 2000'	168	5.6	0.13	71220-9
PVC1230	12" x 3000'	168	8.2	0.20	71230-8
PVC1810	18" x 1000'	200	4.8	0.19	71810-2
PVC1820	18" x 2000'	112	7.8	0.19	71820-1
PVC2420	24" x 2000'	56	9.6	0.24	72420-2

SAFETY SLIDE CUTTER BOX DISPENSERS

PVC1220SC	12" x 2000'	168	5.6	0.13	71220-9
PVC1810SC	18" x 1000'	200	4.8	0.19	71810-2
PVC1820SC	18" x 2000'	112	7.8	0.19	71820-1
PVC2420SC	24" x 2000'	56	9.6	0.24	72420-2







FOODSERVICE FILM MILERS

PVC12ML	12" x 5280'	72	12.2	0.52	71252-0
PVC18ML	18" x 5280'	72	18.3	0.76	71852-2



DURALOCK CLEAR HINGED LID CONTAINERS

Durable Item #	Product Description	Top Out Dimen.	Case Pack	Weight (lbs.)	Cubic Feet	Volume (oz.)
PXT-505	5" Square Medium	5-1/4" x 5-5/8" x 2-3/4"	500	15.9	2.9	12
PXT-555	5" Square Deep Base	5-1/4" x 5-5/8" x 3-1/4"	500	16.2	3.0	21
PXT-11600	6" Square Small Format	5-1/4" x 5-5/8" x 3-1/4"	500	16.2	3.0	21
PXT-600	6" Square Large Format	6-1/8" x 6-1/2" x 3-1/4"	500	21	3.3	28
PXT-880	8" Medium Single Compartment	8-7/8" x 8" x 3"	250	19.3	2.9	50
PXT-895	8" Deep Base Single Compartment	8-7/16" x 8" x 3-7/16"	250	19.9	3.0	56
PXT-833	8" x 8" 3 Compartment	8-7/8" x 8" x 3"	250	19.3	2.9	5 oz + 15 oz
PXT-900	9" Medium Single Compartment	9" x 8-5/8" x 3"	200	19	3.0	64
PXT-933	9" Medium 3 Compartment	9" x 8-5/8" x 3"	200	19	3	7 oz + 25 oz
PXT-350	12" Container Hoagie / Strudel	12-1/4" x 5-1/8" x 2-3/4"	250	18	2.0	48
PXT-395	9" x 5" x 3" Hoagie Oblong Container	8-7/8" x 5-1/2" x 3-3/8"	250	13	2.0	33



ROASTERS & ROASTER COVERS

Durable Item #	Product Description	Top Out Dimen.	Top In Dimen.	Bottom Dimen.	Vertical Depth	Ga.	Cap. (Fl. Oz.)	Rim Style	Case Lbs.	Case Cube	Case Pack
41110	Extra Lg. Rect. Roaster	18" x 13-5/16"	16-5/8" x 11-7/8"	15-3/8" x 10-5/8"	2-5/8"	60	200	F.C.	11	2.2	50
41110XX	Extra Lg. Rect. Roaster Economy Gauge	18" x 13-5/16"	16-5/8" x 11-7/8"	15-3/8" x 10-5/8"	2-5/8"	40	200	F.C.	9	2.2	50
4111-100	Extra Lg. Rect. Roaster	18" x 13-5/16"	16-5/8" x 11-7/8"	15-3/8" x 10-5/8"	2-5/8"	60	200	F.C.	20	4.6	100
40010	Extra Lg. Oval Roaster	18-1/2" x 14"	17-1/4" x 12-3/4"	15-1/16" x 10-9/16"	3-3/8"	60	230	F.C.	13	2.2	50
40010XX	Extra Lg. Oval Roaster Economy Gauge	18-1/2" x 14"	17-1/4" x 12-3/4"	15-1/16" x 10-9/16"	3-3/8"	40	230	F.C.	9.5	2.2	50
4001-100	Extra Lg. Oval Roaster	18-1/2" x 14"	17-1/4" x 12-3/4"	15-1/16" x 10-9/16"	3-3/8"	60	230	F.C.	20	4.5	100
4400-100	Medium Rectangular Roaster	14-1/2" x 10-5/8"	13-1/2" x 9-5/8"	12-15/16" x 8-7/16"	2-15/16"	50	176	F.C.	10	2.3	100
45010	Large Oval Roaster w/Bars	18" x 13-1/8"	16-5/8" x 11-3/4"	14-3/4" x 9-3/4"	2-5/8"	60	200	F.C.	10	20	50
46610	Ultra Roaster	18-1/2" x 13-1/2"	17-1/4" x 12"	15" x 10-1/2"	3-5/8"	65	240	F.C.	13	2.2	50
P8400-50	Dome Lid - Rectangular Roaster	18-5/8" x 14"	—	—	2-7/8"	—	—	F.C.	6.5	1.7	50
3800-100	Large Rect. Roaster	16-1/4" x 11-3/4"	15-1/4" x 10-3/4"	13-39/64" x 9-7/64"	2-9/64"	65	171	F.C.	20.0	3.8	100

CASH AND CARRY CLUB PACKS

Durable Item #	Description	Pans Per Bag	Bags Per Case	Cases Per Pallet	Case Lbs.	Case Cube	Item UPC 0-74729
RD4200-20	1/2-Size Deep	20	5	56	11.5	1.7	42000-5
RD4255-20	1/2-Size Medium	20	5	46	8.0	0.74	14255-6
RD7800-10	Full Size Medium	10	5	49	18.0	2.1	17800-9
RD7900-10	Full Size Deep	10	5	49	18.5	2.1	17900-2
RD8200-20	1/2-Size Lid	20	5	108	4.0	0.74	18200-2
RD8900-10	Full Size Lid	10	5	80	4.0	1.02	18900-1
D12-5F	12" Flat Cater Tray	5	6	96	8.8	1.05	43431-6
D16-5F	16" Flat Cater Tray	5	6	50	15.79	2.49	43432-3
D18-5F	18" Flat Cater Tray	5	6	50	19.5	2.75	43433-0
D12-5P	12" Cater Tray Dome Lid	5	6	42	3.5	1.4	43400-2
D16-5P	16" Cater Tray Dome Lid	5	6	30	6.8	2.29	43401-9
D18-5P	18" Cater Tray Dome Lid	5	6	16	8.85	3.11	43402-6

ROASTERS & ROASTER COVERS



41110



40010




4400-100



45010



46610



P8400-50

CASH AND CARRY CLUB PACKS



RD4200-20



RD4255-20



RD7800-10



RD7900-10



RD8200-20



RD8900-10

STEAM TABLES & LIDS

Durable Item #	Product Description	Top Out Dimen.	Top In Dimen.	Bottom Dimen.	Vertical Depth	Ga.	Cap. (Fl. Oz.)	Rim Style	Case Lbs.	Case Cube	Case Pack
7900-70	Full Size Deep	20-3/4" x 12-13/16"	19-9/16" x 11-5/8"	17-19/32" x 9-21/32"	3-3/8"	70	346	F.C.	17.0	2.1	50
6050-50	Full Size Deep Economy Gauge	20-3/4" x 12-13/16"	19-9/16" x 11-5/8"	17-19/32" x 9-21/32"	3-3/8"	-	346	F.C.	12.0	2.1	50
7800-70	Full Size Medium	20-3/4" x 12-13/16"	19-9/16" x 11-5/8"	18-5/8" x 10-3/8"	2-3/16"	70	228	F.C.	15.0	1.9	50
FS7800XX	Full Size Medium Economy Gauge	20-3/4" x 12-13/16"	19-9/16" x 11-5/8"	18-5/8" x 10-3/8"	2-3/16"	-	228	F.C.	12.0	1.9	50
7700-70	Full Size Shallow	20-3/4" x 12-13/16"	19-9/16" x 11-5/8"	18-5/8" x 10-11/16"	1-11/16"	70	175	F.C.	14.0	1.7	50
4200-100	1/2 Size Deep	12-3/4" x 10-3/8"	11-3/4" x 9-3/8"	10-1/4" x 7-7/8"	2-9/16"	40	120	F.C.	10.5	1.7	100
4200-45	1/2 Size Deep	12-3/4" x 10-3/8"	11-3/4" x 9-3/8"	10-1/4" x 7-7/8"	2-9/16"	45	120	F.C.	12.5	1.7	100
6132-100	1/2 Size Deep Economy Gauge	12-3/4" x 10-3/8"	11-3/4" x 9-3/8"	10-1/4" x 7-7/8"	2-9/16"	-	120	F.C.	8.0	1.7	100
4300-100	1/2 Size Shallow	12-3/4" x 10-3/8"	11-3/4" x 9-3/8"	10-13/16" x 8-7/16"	1-11/16"	35	79.5	F.C.	8.8	1.6	100
FS4300-100	1/2 Size Shallow Economy Gauge	12-3/4" x 10-3/8"	11-3/4" x 9-3/8"	10-13/16" x 8-7/16"	1-11/16"	-	79.5	F.C.	6.0	1.6	100
4255-100	1/2 Size Medium	12-3/4" x 10-3/8"	11-3/4" x 9-3/8"	10-1/4" x 7-7/8"	2-3/16"	40	104	F.C.	12.0	1.7	100
FS4255-100	1/2 Size Medium Economy Gauge	12-3/4" x 10-3/8"	11-3/4" x 9-3/8"	10-1/4" x 7-7/8"	2-3/16"	-	104	F.C.	8.0	1.7	100
4288-100	1/2 Size Extra Deep	12-11/16" x 10-5/16"	11-3/4" x 9-3/8"	9-1/2" x 7-1/8"	4-3/16"	50	195	F.C.	16.5	2.1	100
4288-100XX	1/2 Size Extra Deep Economy Gauge	12-11/16" x 10-5/16"	11-3/4" x 9-3/8"	9-1/2" x 7-1/8"	4-3/16"	-	195	F.C.	12.25	2.1	100
5200-100	1/3 Size Deep	12-17/32" x 6-1/2"	11-3/4" x 5-5/8"	10-3/8" x 4-1/4"	3-5/16"	40	80	F.C.	6.0	0.50	100
5200-200	1/3 Size Deep	12-17/32" x 6-1/2"	11-3/4" x 5-5/8"	10-3/8" x 4-1/4"	3-5/16"	40	80	F.C.	19.0	1.9	200
5400-40	1/3 Size Shallow	12-3/8" x 6-1/4"	11-3/4" x 5-5/8"	11-1/16" x 4-15/16"	1-1/2"	40	47.5	I.V.C.	29.75	4.7	500
8500-100	Foil Lid 1/3 Size	12-11/16" x 6-9/16"	12-5/16" x 6-3/16"	10-3/16" x 4-1/16"	1/2"	25	-	I.V.C.	8.0	0.5	100
8900-50	Foil Lid Full Size	20-13/16" x 12-7/8"	-	-	5/8"	45	-	I.V.C.	8.6	1.0	50
8900-50XX	Foil Lid Full Size Economy Gauge	20-13/16" x 12-7/8"	-	-	5/8"	-	-	I.V.C.	6.5	1.0	50
8200-100	Foil Lid Half Size	13" x 10-9/16"	-	-	5/8"	30	-	I.V.C.	6.6	0.8	100
8200-100XX	Foil Lid Half Size Economy Gauge	13" x 10-9/16"	-	-	5/8"	-	-	I.V.C.	4.8	0.8	100
P4300-100*	Low Dome Lid 1/2 Size	12-5/8" x 10-1/2"	-	-	1-1/2"	-	-	-	4.0	2.9	100
P4200-100*	High Dome Lid 1/2 Size	12-5/8" x 10-1/2"	-	-	2-1/2"	-	-	-	5.0	3.5	100

*Red, blue and green dome lids available.

STEAM TABLES & LIDS



7900



7800



7700



4200



4300



4255



4288



5200



5400



8500



8900



8200

REFERENCE GUIDE

	Pactiv	HFA	Wilkinson	Penny Plate	Chicago Metallic	Novelis	Reynolds
7900-70	6050	2019	2130	6050		460	RC1174
7800-70	6120	4020	2120	6120		457	RC1170
7700-70	6110	4021	2115	6110		459	RC1171
4200-100	6132	321	1212	6132	622	456	RC1150
4300-100	6012	320	1210	6012	624	458	RC1140
4255-100	6112	4025	1211	6112		455	RC1144
4288-100	6342	2014					
5200-200	6062	318	1830	6062		454	RC1124
8500-100	1162	4030	1800	1162		556	RL940
8900-50	1120	2050	2100	1120		554	RL990
8200-100	1012	2049	1200	1002	6200	555	RL970
P4300-100			P1200				



P4300-100



P4200-100

ROUND CLOSEABLE CONTAINERS-H.V.E.

Durable Item #	Product Description	Top Out Dimen.	Top In Dimen.	Bottom Dimen.	Vertical Depth	Ga.	Cap. (Fl. Oz.)	Rim Style	Case Lbs.	Case Cube	Case Pack
270-25-500	7" Round Container	7-1/8"	6-9/16"	5-9/16"	1-3/4"	25	24	H.V.E.	11.7	2.1	500
270-30-500	7" Round Container	7-1/8"	6-9/16"	5-9/16"	1-3/4"	30	24	H.V.E.	14.1	2.1	500
275-30-500	7" Round Deep Container	7-1/8"	6-1/2"	5-1/2"	2-1/4"	30	26	H.V.E.	16.2	3.0	500
527-500	7" Round Container Economy Gauge	7-1/8"	6-9/16"	5-9/16"	1-3/4"	-	24	H.V.E.	8.75	2.1	500
280-30-500	8" Round Container	8-5/16"	7-13/16"	7-1/32"	1-9/16"	30	37	H.V.E.	18.0	2.7	500
280-30-50X	8" Round Container Economy Gauge	8-5/16"	7-13/16"	7-1/32"	1-9/16"	-	37	H.V.E.	14.0	2.7	500
290-30-500	9" Round Container	8-15/16"	8-3/8"	7-25/32"	1-15/16"	30	44	H.V.E.	22.3	4.1	500
509-500	9" Round Container Economy Gauge	8-15/16"	8-3/8"	7-25/32"	1-15/16"	-	44	A.V.E.	16.0	4.1	500
260-35-250	10" Round Container	10-3/16"	9-1/2"	8-9/16"	2-5/16"	35	70	H.V.E.	15.0	6.1	250



270



275



280



290



260

REFERENCE GUIDE

	Pactiv	HFA	Wilkinson	Penny Plate	Chicago Metallic	Novelis	Reynolds
270-25	527	2047	7270	527	-	512	RC425
275-30					3924		
280-30	558	2058	8000	558	487	517	RC438
290-30	509	2046	9000	9006	495	516	RC478
260-35	57310	4050		5001			

OBLONG CLOSEABLE CONTAINERS-I.V.C.

Durable Item #	Product Description	Top Out Dimen.	Top In Dimen.	Bottom Dimen.	Vertical Depth	Ga.	Cap. (Fl. Oz.)	Rim Style	Case Lbs.	Case Cube	Case Pack
210-35-500	3 Compartment Hi Divider	8-11/16" x 6-9/16"	8" x 5-7/8"	7-1/4" x 5-1/8"	1-13/16"	35	23	I.V.C.	23.0	2.2	500
210-30-50X	3 Compartment Economy Gauge	8-11/16" x 6-9/16"	8" x 5-7/8"	7-1/4" x 5-1/8"	1-13/16"	-	23	I.V.C.	10.0	2.2	500
220-30-1000	1# Oblong Container	5-3/4" x 4-7/8"	5-1/8" x 4-1/8"	4-1/4" x 3-5/16"	1-13/16"	30	15	I.V.C.	20.0	3.1	1000
230-30-500	1-1/2# Oblong Shallow Container	8-11/16" x 6-1/8"	7-15/16" x 5-7/16"	7-13/32" x 4-7/8"	1-9/16"	30	25	I.V.C.	17.0	2.3	500
245-30-500	1-1/2# Oblong Container	7-1/16" x 5-1/8"	6-9/16" x 4-5/8"	5-7/8" x 3-15/16"	1-15/16"	30	23	I.V.C.	13.7	2.1	500
258-30-500	2# Oblong Container	8-3/4" x 6-1/4"	7-15/16" x 5-7/16"	7-1/8" x 4-5/8"	1-3/4"	30	28.5	I.V.C.	17.0	2.3	500
250-30-500	2-1/4# Oblong Container	8-11/16" x 6-1/8"	7-15/16" x 5-7/16"	7" x 4-1/2"	2-1/8"	30	36	I.V.C.	18.0	2.3	500
250-30-50X	2-1/4# Oblong Container Economy Gauge	8-11/16" x 6-1/8"	7-15/16" x 5-7/16"	7" x 4-1/2"	2-1/8"	-	36	I.V.C.	14.0	2.3	500
5400-40	3# Oblong Container	12-3/8" x 6-1/4"	11-3/4" x 5-5/8"	11-1/16" x 4-15/16"	1-1/2"	40	47.5	I.V.C.	29.75	4.7	500
L540500	Board Lid for 3# Oblong Container	12-3/8" x 6-1/8"	-	-	-	-	-	-	24.6	1.03	500
240-45-250	4# Oblong Container	12-3/8" x 8-3/8"	11-1/2" x 7-1/2"	11" x 7"	1-1/2"	45	66	I.V.C.	22.0	4.0	250
255-45-250	5# Oblong Container	9-13/16" x 7-3/16"	9" x 6-7/16"	8-1/8" x 5-9/16"	3-1/16"	45	76	I.V.C.	21.5	4.8	250



210



220



230



240



245



258



250



255

REFERENCE GUIDE

	Pactiv	HFA	Wilkinson	Penny Plate	Chicago Metallic	Novelis	Reynolds
250-30	788	2062	708	760	581	406	RC685
220-30	705	2059	205	705	537	430	RC604
230-30	768	2061	706	7089	555	405	RC555
258-30			704	7088			RC657
210-35	7139	2045	6170	7139	-	487	RC750
245-30	747	2060	107	747	567	403	RC567
240-45	7021	4040	1720	7021		4083	
255-45	799	4041	712				

TAKE-OUT COMBO PACKS

Durable Item #	Product Description	Top Out Dimen.	Top In Dimen.	Bottom Dimen.	Vertical Depth	Ga.	Cap. (Fl. Oz.)	Rim Style	Case Lbs.	Case Cube	Case Pack
270-25-L200	7" Round w/Board Lid	7-1/8"	6-9/16"	5-9/16"	1-3/4"	25	24	H.V.E.	9.75	0.85	200
270-25-L20X	7" Round w/Board Lid Economy Gauge	7-1/8"	6-9/16"	5-9/16"	1-3/4"	-	24	H.V.E.	8.5	0.85	200
270-25-L250	7" Round w/Board Lid	7-1/8"	6-9/16"	5-9/16"	1-3/4"	25	24	H.V.E.	11.75	0.98	250
270-25-P250	7" Round w/Dome Lid	7-1/8"	6-9/16"	5-9/16"	1-3/4"	25	24	H.V.E.	12.75	1.56	250
270-30-L250	7" Round w/Board Lid	7-1/8"	6-9/16"	5-9/16"	1-3/4"	30	24	H.V.E.	14.00	0.98	250
270-30-P250	7" Round w/Dome Lid	7-1/8"	6-9/16"	5-9/16"	1-3/4"	30	24	H.V.E.	15.33	1.56	250
280-30-L200	8" Round w/Board Lid	8-5/16"	7-13/16"	7-1/32"	1-9/16"	30	37	H.V.E.	14.00	2.2	200
280-30-L20X	8" Round w/Board Lid Economy Gauge	8-5/16"	7-13/16"	7-1/32"	1-9/16"	-	37	H.V.E.	5.5	2.2	200
280-30-L250	8" Round w/Board Lid	8-5/16"	7-13/16"	7-1/32"	1-9/16"	30	37	H.V.E.	16.00	2.34	250
290-30-L200	9" Round w/Board Lid	8-15/16"	8-3/8"	7-25/32"	1-15/16"	30	44	H.V.E.	15.75	2.02	200
290-30-L20X	9" Round w/Board Lid Economy Gauge	8-15/16"	8-3/8"	7-25/32"	1-15/16"	-	44	H.V.E.	13.5	2.02	200
290-30-L250	9" Round w/Board Lid	8-15/16"	8-3/8"	7-25/32"	1-15/16"	30	44	H.V.E.	19.25	2.42	250
280-30-P250	8" Round w/Dome Lid	8-5/16"	7-13/16"	7-1/32"	1-9/16"	30	37	H.V.E.	11.5	2.34	250
290-30-P250	9" Round w/Dome Lid	8-15/16"	8-3/8"	7-25/32"	1-15/16"	30	44	H.V.E.	23.50	2.42	250
250-30-L250	2-1/4# Oblong with Board Lid	8-7/16" x 5-15/16"	7-15/16" x 5-7/16"	7" x 4-1/2"	2-1/16"	30	36	I.V.C.	18.00	1.5	250
250-30-P250	2-1/4# Oblong with Dome Lid	8-7/16" x 5-15/16"	7-15/16" x 5-7/16"	7" x 4-1/2"	2-1/16"	30	36	I.V.C.	17.00	3.40	250
210-35-L250	3 Compartment Oblong w/Board Lid	8-1/2" x 6-3/8"	8" x 5-7/8"	7-1/4" x 5-1/8"	1-23/32"	35	23	I.V.C.	23	1.5	250
210-30-L25X	3 Compartment Oblong w/Board Lid Economy Ga.	8-1/2" x 6-3/8"	8" x 5-7/8"	7-1/4" x 5-1/8"	1-23/32"	-	23	I.V.C.	13.5	1.5	250
210-35-L200H	3 Compartment Oblong w/Board Lid	8-1/2" x 6-3/8"	8" x 5-7/8"	7-1/4" x 5-1/8"	1-23/32"	35	23	I.V.C.	20	1.2	200
5400-L250	1/3 Size Steam Shallow w/Board Lid	12-3/8" x 6-1/4"	11-3/4" x 5-5/8"	11-1/16" x 4-15/16"	1-1/2"	40	47.5	I.V.C.	28	3.8	250



SCHOOL FEEDING CONTAINERS

Durable Item #	Description	Top Out Dimen.	Top In Dimen.	Bottom Dimen.	Vertical Depth	Rim Style	Case Lbs.	Case Cube	Case Pack
205-30-1000	Single Compartment Oblong	6-1/2" x 5"	6" x 4-1/2"	5-1/4" x 3-27/32"	1-7/16"	F.C.	22	2.9	1000
215-30-1000	2 Compartment Hot Dog	6-1/2" x 5"	6" x 4-1/2"	5" x 3-1/2"	1-7/16"	F.C.	23	2.9	1000
225-30-1000	2 Compartment Hamburger	6-1/2" x 5"	6" x 4-1/2"	5" x 3-13/16"	1-33/64"	F.C.	24	2.9	1000



205-30-1000



215-30-1000



225-30-1000

REFERENCE GUIDE

	Pactiv	Wilkinson	Penny Plate	Reynolds
205	6026/6326	6626/6726	6326/6026	RC522
215	69107	6846	6246	RC721
225	62636	6836	6236/6036	RC720

ROUNDS-FULL CURL

Durable Item #	Product Description	Top Out Dimen.	Top In Dimen.	Bottom Dimen.	Vertical Depth	Ga.	Cap. (Fl. Oz.)	Rim Style	Case Lbs.	Case Cube	Case Pack
1000-30	9" Round	9-1/16"	8-1/2"	7-7/8"	1-7/16"	30	43	F.C.	22.9	3.5	500
1400-30	4 oz. Cup	3-1/4"	2-15/16"	2-7/16"	1-9/16"	30	4.2	F.C.	11.0	2.0	1000
L1400-1000	Board Lid for 4 oz. Cup	3-3/32"	-	-	-	-	-	-	4.2	0.34	1000
P1400-100	Plastic Lid for 4 oz. Cup	3-1/4"	-	-	-	-	-	-	5.3	1.00	1000
1600-35	10" Round Casserole	9-7/8"	9-3/16"	7-3/4"	3-1/64"	35	74	F.C.	18.0	4.9	250
8000-30	12" Pizza Pan	12-3/4"	12-1/4"	12"	3/8"	30	38	F.C.	25.0	5.5	500



1000



1400



1600



8000

PIES-FULL CURL

Durable Item #	Product Description	Top Out Dimen.	Top In Dimen.	Bottom Dimen.	Vertical Depth	Ga.	Cap. (Fl. Oz.)	Rim Style	Case Lbs.	Case Cube	Case Pack
2000-30	9" Pie Pan	9"	8"	6-3/8"	1"	30	27.6	F.C.	15.2	3.3	500
2000-40	9" Pie Pan	9"	8"	6-3/8"	1"	40	F.C.	15.9	3.3	500	
2100-35	9" Pie Deep	9"	8-3/16"	6-9/16"	1-5/16"	35	32.7	F.C.	16.5	3.3	500
2100-40	9" Pie Deep	9"	8-3/16"	6-9/16"	1-5/16"	40	32.7	F.C.	16.9	3.3	500
2800-1000	8" Deep Pie Pan	7-15/16"	7"	5-15/32"	1-3/32"	40	17.0	F.C.	24	4.45	1000
2200-1000	5" Tart Pan	4-7/8"	4-1/4"	3"	1-1/4"	25	5.7	F.C.	10.1	1.5	1000
2400-1000	5-3/4" Deep	5-3/4"	4-15/16"	3-11/16"	1-13/16"	30	14.6	F.C.	29.0	2.4	1000
P2400-1000	Dome Lid for 2400 Pot Pie	5-3/4"	4-15/16"	3-11/16"	2"	-	-	-	13.8	5.5	1000
2600-40	10" Deep Pie Pan	9-5/8"	8-11/16"	7"	1-3/16"	40	32	F.C.	18.1	3.7	500
2411-50	11" Extra Deep Pie Pan	10-9/16"	9-11/16"	7-19/32"	1-11/32"	50	43.9	F.C.	19.2	3.9	500
2600-C100*	10" Pie Pan w/Container Base & Dome Lid	11-1/8"	10-1/4"	7"	Top: 1-3/8" Base: 1-3/4"	40	32	F.C.	13.6	2.6	100



2000



2100



2200



2600



2411

REFERENCE GUIDE

	Pactiv	HFA	Wilkinson	Penny Plate	Chicago Metallic	Novelis	Reynolds
1000	4019	307		4019	492		
1400	423	341	423	350	904	6001	904
1600			9600NH				
8000	413	319	9130	9999	912	510	RC 912
2000	299	304	903	945	194	903	RC 360
2100	219	305	902	944	244		RC 366
2200	4325/405	306	500	525	346		RC 257
2400	416				375		
2600	23110		1001	990	104	1022	392
2411	23011	4001				1168	


*Red, blue and green dome lids available.

OBLONGS & SQUARES-FULL CURL

Durable Item #	Product Description	Top Out Dimen.	Top In Dimen.	Bottom Dimen.	Vertical Depth	Ga.	Cap. (Fl. Oz.)	Rim Style	Case Lbs.	Case Cube	Case Pack
1100-30	9" Square Cake Pan	8-3/4" x 8-3/4"	8" x 8"	7-1/8" x 7-1/8"	1-3/4"	30	42	FC.	20.0	3.5	500
P1130-500*	Plastic Dome Lid (1100-30)	9" x 9"	-	-	1-1/2"	-	-	-	15.0	3.0	500
1155-35	8" Square Cake Pan	7-7/8" x 7-7/8"	7-3/8" x 7-3/8"	6-7/8" x 6-7/8"	1-5/16"	35	32	FC.	21.0	2.6	500
P1155-500*	Plastic Dome Lid (1155-35)	8-1/4" x 8-1/4"	-	-	1-1/2"	-	-	-	14.5	3.7	500
1300-30	Danish Tray	8-3/4" x 6-1/4"	8" x 5-1/2"	7-1/2" x 5"	1-3/8"	30	28	FC.	14.8	1.6	500
3300-40	Targeted Danish Pan	10-3/8" x 6-1/2"	10-1/4" x 6-1/8"	9-3/4" x 5-7/8"	1-1/16"	25	18	FC.	27.0	6.3	250
4700-35	Oblong 13x9x2	13-9/16" x 9-13/16"	12-3/4" x 9"	11-7/8" x 8-1/8"	2"	35	80	FC.	20.2	3.5	250
P4700-250*	Plastic Dome Lid (4700-35)	13-3/4" x 9-15/16"	-	-	1-1/2"	-	-	-	12.2	4.1	250
6700-100	Oblong 14-1/2 x 10-5/8	14-1/2" x 10-5/8"	13-1/2" x 9-5/8"	12-5/16" x 8-7/16"	2-15/16"	50	176	FC.	10.0	2.2	100
P6700-100*	Plastic Dome Lid (6700-100)	-	-	-	2-15/16"	-	-	-	16.0	2.5	100
7000-45	Oblong 16 x 11-1/2	16-1/2" x 11-5/8"	15-1/2" x 10-9/16"	15-3/16" x 10-3/16"	7/8"	45	48	FC.	11.2	2.9	100
3800-100	Medium Rect. Roaster	16-1/4" x 11-3/4"	15-1/4" x 10-3/4"	13-39/64" x 9-7/64"	2-9/64"	65	171	FC.	20.0	3.8	100



1100



1155



P1155



1300



3300



4700



6700



P6700



7000

REFERENCE GUIDE

	Pactiv	HFA	Wilkinson	Penny Plate	Chicago Metallic	Novelis	Reynolds
1100		308		697			
1155	664	4048	105	666	505		
1300							
3300			116	7150	822		
3800		348	D52				
4700		394					
6700	6004	367					
7000		315					

*Red, blue and green dome lids available.

SHEET CAKES

Durable Item #	Product Description	Top Out Dimen.	Top In Dimen.	Bottom Dimen.	Vertical Depth	Ga.	Cap. (Fl. Oz.)	Rim Style	Case Lbs.	Case Cube	Case Pack
1200-35	1/4 size sheet cake	12-3/4" x 8-3/4"	12-1/8" x 8-1/8"	11-5/8" x 7-1/2"	1-11/16"	35	55	F.C.	6.5	1.1	100
1200-40	1/4 size sheet cake	12-3/4" x 8-3/4"	12-1/8" x 8-1/8"	11-5/8" x 7-1/2"	1-11/16"	40	55	F.C.	8.6	1.1	100
1200-45	1/4 size sheet cake	12-3/4" x 8-3/4"	12-1/8" x 8-1/8"	11-5/8" x 7-1/2"	1-11/16"	45	55	F.C.	9.0	1.1	100
P1200-100	1/4 size Dome Lid	12-3/4" x 8-3/4"	-	-	1-3/4"	-	-	-	2.6	0.8	100
P1288-100	1/4 size Dome Lid - High	12-3/4" x 8-3/4"	-	-	2-3/16"	-	-	-	9.0	0.8	100
7300-55	1/2 size sheet cake	17-5/8" x 12-13/16"	17-1/8" x 12-5/16"	16-7/16" x 11-5/8"	1-1/4"	55	116	F.C.	17.0	2.5	100
P7300-100	1/2 size Dome Lid	18-1/32" x 13-7/32"	-	-	2-1/4"	-	-	-	16.3	3.7	100



1200



P1200-100



7300



P7300-100

LOAF PANS

Durable Item #	Product Description	Top Out Dimen.	Top In Dimen.	Bottom Dimen.	Vertical Depth	Ga.	Cap. (Fl. Oz.)	Rim Style	Case Lbs.	Case Cube	Case Pack
5000-30	1 Lb. Loaf	6-1/8" x 3-3/4"	5-9/16" x 3-1/4"	4-13/16" x 2-1/2"	2"	30	15	F.C.	10.8	2.5	500
P5000-500*	Dome Lid for 1 Lb. Loaf	6-3/8" x 3-7/8"	-	-	1-1/4"	-	-	-	9.0	2.9	500
5100-35	2 Lb. Loaf	8-11/16" x 4-9/16"	8" x 3-7/8"	7-3/8" x 3-1/4"	2-3/8"	30	35	F.C.	15.8	3.5	500
P5100-500*	Dome Lid for 2 Lb. Loaf	9-1/4" x 5"	-	-	2"	-	-	-	11.2	3.2	500
5200-100	5 Lb. Loaf	12-17/32" x 6-1/2"	11-3/4" x 5-5/8"	10-3/8" x 4-1/4"	3-5/16"	40	80	F.C.	6.0	0.50	100
5200-200	5 Lb. Loaf	12-17/32" x 6-1/2"	11-3/4" x 5-5/8"	10-3/8" x 4-1/4"	3-5/16"	40	80	F.C.	19.0	1.9	200
5300-200	9"x 5" x 3" Loaf Pan	5"	4.5"	8"	3"	30	56	F.C.	6.0	2.68	200



5000



5100



P5100



5200

REFERENCE GUIDE

	Pactiv	HFA	Wilkinson	Penny Plate	Chicago Metallic	Alcan	Reynolds
1200	6042	309	1706	6042	925	422	RC585
5000	616	317	207	616	-	1102	RC536
5100	608	316	209	608	578	473	RC569
5200	6062	318	1830	6062	-	454	RC1124
7300	6142	2063	1712	6142	950	421	RC587

*Red, blue and green dome lids available.

BURNER & OVEN LINERS

Durable Item #	Product Description	Top Out Dimen.	Top In Dimen.	Bottom Dimen.	Vertical Depth	Ga.	Cap. (Fl. Oz.)	Rim Style	Case Lbs.	Case Cube	Case Pack
6000-1000	Round Gas Burner Liner	7-5/8"	-	-	1/2"	30	-	R.E.	20.0	1.1	1000 6100-
1000	Square Gas Burner Liner	8-1/2" x 8-1/2"	-	-	1/2"	25	-	R.E.	21.0	1.0	1000
6200S	Sm. Elec. Burner Liner	6-1/8"	-	-	3/4"	25	-	R.E.	8.4	0.2	900
6200L	Lg. Elec. Burner Liner	8"	-	-	1"	25	-	R.E.	10.1	0.7	500
7100	Ovenliner	18-1/8" x 15-5/8"	17-1/2" x 15-1/2"	17-3/8" x 15-3/8"	3/8"	40	-	F.C.	12.0	3.5	150



6000



6100



6200L



6200S



7100

HANDLE CONTAINERS

Durable Item #	Product Description	Top Out Dimen.	Top In Dimen.	Bottom Dimen.	Vertical Depth	Ga.	Cap. (Fl. Oz.)	Rim Style	Case Lbs.	Case Cube	Case Pack
4911-50	Rect. Handle Roaster w/Rack	18" x 13-5/16"	16-5/8" x 11-7/8"	15-3/8" x 10-5/8"	2-5/8"	60	200	F.C.	19.1	3.3	50
7211-50	Oval Handle Roaster w/Rack	18-1/2" x 14"	17-1/4" x 12-3/4"	15-1/16" x 10-9/16"	3-3/8"	60	230	F.C.	22.9	3.3	50
7411-50	1/2 Steam Deep w/Handles	12-3/4" x 10-3/8"	11-3/4" x 9-3/8"	10-13/16" x 7-7/8"	2-9/16"	40	120	F.C.	16.3	2.3	50
7511-50	1/2 Steam Deep w/Handles & Rack	12-3/4" x 10-3/8"	11-3/4" x 9-3/8"	10-13/16" x 7-7/8"	2-9/16"	40	120	F.C.	16.3	2.3	50



4911-50




7211-50




7411-50

TRAYS & TRAY COVERS

Durable Item #	Product Description	Top Out Dimen.	Top In Dimen.	Bottom Dimen.	Vertical Depth	Ga.	Cap. (Fl. Oz.)	Rim Style	Case Lbs.	Case Cube	Case Pack
12LS	12" Lazy Susan	12"	11-1/4"	10"	9/16"	70	-	FC	6.00	0.85	50
16LS	16" Lazy Susan	16"	15-1/4"	14"	13/16"	80	-	FC	11.00	1.45	50
18LS	18" Lazy Susan	18"	17-1/4"	16"	15/16"	100	-	FC	18.00	1.80	50
12FT	12" Flat Serving Tray	12"	11-1/4"	10"	9/16"	80	-	FC	7.00	0.85	50
12FT-BK	12" Flat Black Serving Tray	12"	11-1/4"	10"	9/16"	80	-	FC	7.00	0.85	50
16FT	16" Flat Serving Tray	16"	15-1/4"	14"	13/16"	100	-	FC	13.60	1.45	50
16FT-BK	16" Flat Black Serving Tray	16"	15-1/4"	14"	13/16"	100	-	FC	13.60	1.45	50
18FT	18" Flat Serving Tray	18"	17-1/4"	16"	15/16"	120	-	FC	21.00	1.80	50
18FT-BK	18" Flat Black Serving Tray	18"	17-1/4"	16"	15/16"	120	-	FC	21.00	1.80	50
12DL	Plastic Dome Lid (12LS,12FT)	12-9/16"	-	-	2-1/2"	-	-	-	5.00	2.00	50
16DL	Plastic Dome Lid (16LS,16FT)	16-9/16"	-	-	2-1/2"	-	-	-	9.90	4.34	50
18DL	Plastic Dome Lid (18LS,18FT)	18-9/16"	-	-	2-1/2"	-	-	-	11.00	4.50	50



12LS



12FT




12FT-BK



12DL




16LS



16FT




16FT-BK



16DL




18LS



18FT



18FT-BK



18DL

NOTE: Some above cater tray items are available in 25 count packs

BOARD LIDS & DOME LIDS

Item #	Fits Durable Item	Case Lbs.	Case Cu.	Case Pack
--------	-------------------	-----------	----------	-----------

ROUNDS

L270-500	Board Lid for 7" Round	10.25	0.4	500
P270-500	Dome Lid for 7" Round	9.00	1.2	500
P277-500	Dome Lid for 7" Round w/Spoke Pattern	9.00	1.2	500
L280-500	Board Lid for 8" Round	13.25	0.5	500
P280-500	Dome Lid for 8" Round w/Spoke Pattern	11.50	1.3	500
L290-500	Board Lid for 9" Round	16.25	0.6	500
P290-500	Dome Lid for 9" Round	14.50	1.4	500
P299-500	Dome Lid for 9" Round w/Spoke Pattern	14.5	1.4	500
L260-250	Board Lid for 10" Round	6.0	0.7	250

OBLONGS

L250-500	Board Lid for 250,230, 258	12.75	0.3	500
P250-500	Dome Lid for 250,230, 258	9.25	0.7	500
L220-1000	Board Lid for 1# Oblong	12.00	0.3	1000
P220-1000	Dome Lid for 1# Oblong	9.00	0.7	1000
L210-500	Board Lid for 3 Comp.	16.25	0.4	500
P210-500	Dome Lid for 3 Comp.	9.00	1.3	500
L245-500	Board Lid for 245	8.00	0.2	500
P245-500	Dome Lid for 245	5.25	0.5	500
L240-250	Board Lid for 4# Oblong	14.00	0.5	250
P240-250	Dome Lid for 4# Oblong	9.25	0.9	250
L255-250	Board Lid for 5# Oblong	16.00	0.4	250
L540-500	Board Lid for 3# Oblong (12-5/16" x 6-3/16")	25.00	1.0	500

SPECIALTY CONTAINERS

Durable Item #	Product Description	Top Out Dimen.	Top In Dimen.	Bottom Dimen.	Vertical Depth	Ga.	Cap. (Fl. Oz.)	Rim Style	Case Lbs.	Case Cube	Case Pack
1500-30	6-Cup Muffin Pan	9-7/8" x 6-1/2"	9-1/2" x 6-1/4"	8-1/4" x 5-1/8"	1-1/2"	30	3.2/cup	F.C.	10.3	3.5	500
3000-30	Deluxe Broiler Tray	13" x 9-1/8"	11-5/8" x 8-5/8"	10-3/4" x 7-7/8"	1-3/8"	30	33.1	F.C.	26.1	5.5	500
3200-30	Mini Broiler Tray	8-3/4" x 6-1/4"	8" x 5-1/2"	7-1/2" x 5"	1-3/8"	30	23.5	F.C.	16.2	2.5	500
4600-30	Mini Casserole Pan	8-9/16" x 5-5/8"	8" x 5-1/4"	7-3/16" x 4-3/8"	1-5/8"	30	22.0	F.C.	13.0	1.2	200
8100-20	Potato Shell	4-15/16" x 2-7/16"	4-5/8" x 2-1/16"	3-7/8" x 1-3/4"	27/32"	20	2.7	F.C.	4.8	0.7	1000
7200-100	Grill Topper	16-1/8" x 11-5/8"	15-3/32" x 10-5/16"	14-27/32" x 10-1/6"	25/32"	45	-	F.C.	15.2	2.9	100
9101X	Holiday 8" Round w/Dome	8-5/16"	7-13/16"	7-1/32"	1-9/16"	30	37.0	H.V.E.	18.0	5.1	100/100
9201X	Holiday 2-1/4# Oblong w/Dome	8-7/16" x 5-15/16"	7-15/16" x 5-7/16"	7" x 4-1/2"	1-13/16"	30	36.1	I.V.C.	20.0	4.5	100/100
9302X	Holiday 1Lb. Loaf w/Dome	5-9/16" x 4-9/16"	5-1/16" x 4-1/16"	4-5/16" x 3-5/16"	1-5/8"	30	15.0	F.C.	20.0	4.5	100/100
9401P	Holiday Loaf w/Dome	8-7/16" x 4-5/16"	7-15/16" x 3-13/16"	7-3/8" x 3-1/4"	2-1/4"	45	28.0	FC	28.0	5.2	100/100
9701V	Heart Pan	9-1/8" x 9-5/8"	8-3/8" x 8-3/8"	8-1/8" x 8-1/8"	1-1/2"	30	39.5	F.C.	4.5	1.0	100
P9701V	Lg. Heart Dome Lid	9-1/8" x 9-5/8"	-	-	1-1/2"	-	-	-	5.0	1.7	100
9501X-C50	X-Mas Tree Pan w/Dome Lid Combo	11-13/32" x 9-1/8"	10-5/16" x 8-21/32"	9-8/9" x 7-1/2"	1-1/2"	35	36.0	F.C.	17	1.01	50



1500



1544



3000



3200



4600



7202



8100



9101X



9201X



9302X



9401P



9501X-C50



9701V

BLACK DIAMOND CONTAINERS

Durable Item #	Product Description	Top Out Dimen.	Top In Dimen.	Bottom Dimen.	Vertical Depth	Cap. (Fl. Oz.)	Rim Style	Case Lbs.	Case Cube	Case Pack
9220-PT-100	Mini Black & Gold Side Dish w/Dome lid	6-1/4" x 4-3/8"	5-3/4" x 3-3/4"	5-3/8" x 3-1/2"	1-3/4"	16	F.C.	5.7	0.83	100
9331-PT-100	Small Black & Gold Entrée w/Dome lid	8-3/16" x 6-3/16"	7-1/2" x 5-1/2"	7-3/16" x 5-3/16"	1-1/4"	23.3	F.C.	10	1.17	100
9442-PT-50	Medium Black & Gold Entrée w/Dome lid	9-3/4" x 7-3/4"	9" x 9"	8-9/16" x 6-1/2"	1-3/4"	47.4	F.C.	8	1.535	50
9553-PT-50	Large Black & Gold Entrée w/Dome lid	11-1/4" x 8-7/8"	10-7/16" x 8-1/16"	10" x 7-5/8"	1-3/4"	64.6	F.C.	11	1.67	50
9331-OPS-100	Small Black & Gold Entrée w/ OPS Dome lid	8-3/16" x 6-3/16"	7-1/2" x 5-1/2"	7-3/16" x 5-3/16"	1-1/4"	23.3	F.C.	11	1.17	100
9442-OPS-50	Medium Black & Gold Entrée w/ OPS Dome lid	9-3/4" x 7-3/4"	9" x 9"	8-9/16" x 6-1/2"	1-3/4"	47.4	F.C.	9	1.535	50
9553-OPS-50	Large Black & Gold Entrée w/ OPS Dome lid	11-1/4" x 8-7/8"	10-7/16" x 8-1/16"	10" x 7-5/8"	1-3/4"	64.6	F.C.	12	1.67	50



9331-PT-100



9442-PT-50



9553-PT-50



SILVER SERIES CONTAINERS

Durable Item #	Product Description	Top Out Dimen.	Top In Dimen.	Bottom Dimen.	Vertical Depth	Cap. (Fl. Oz.)	Rim Style	Case Lbs.	Case Cube	Case Pac
9220-SL-100	Mini Silver Side Dish w/Dome lid	6-1/4" x 4-3/8"	5-3/4" x 3-3/4"	5-3/8" x 3-1/2"	1-3/4"	16	F.C.	5.7	0.83	100
9331-SL-100	Small Silver Entrée w/Dome lid	8-3/16" x 6-3/16"	7-1/2" x 5-1/2"	7-3/16" x 5-3/16"	1-1/4"	23.3	F.C.	10	1.17	100
9442-SL-50	Medium Silver Entrée w/Dome lid	9-3/4" x 7-3/4"	9" x 9"	8-9/16" x 6-1/2"	1-3/4"	47.4	F.C.	8	1.535	50
9553-SL-50	Large Silver Entrée w/Dome lid	11-1/4" x 8-7/8"	10-7/16" x 8-1/16"	10" x 7-5/8"	1-3/4"	64.6	F.C.	11	1.67	50



9331-SL-100




9442-SL-50



9553-SL-50

INTRODUCING OUR NEW WAX PAPER PRODUCT LINE



INTERFOLDED TISSUE & SHEETS | DRY WAX FLAT SHEETS | BAKING PAN LINERS | FOIL LAMINATED SHEETS
PATTY PAPER | WET WAX ROLLS | FREEZER PAPER | BUTCHER PAPER | STEAK PAPER



Durable
DPackaging
International

MADE IN THE **USA**

*Manufacturing
for over
65 years*

750 Northgate Parkway • Wheeling, Illinois 60090
P: 847.541.4400 • F: 847.541.8360
sales@ durablepackaging.com • www.durablepackaging.com